

How to request a free DocuSign account

Use the link below:

<https://www.docusign.com/products-and-pricing>

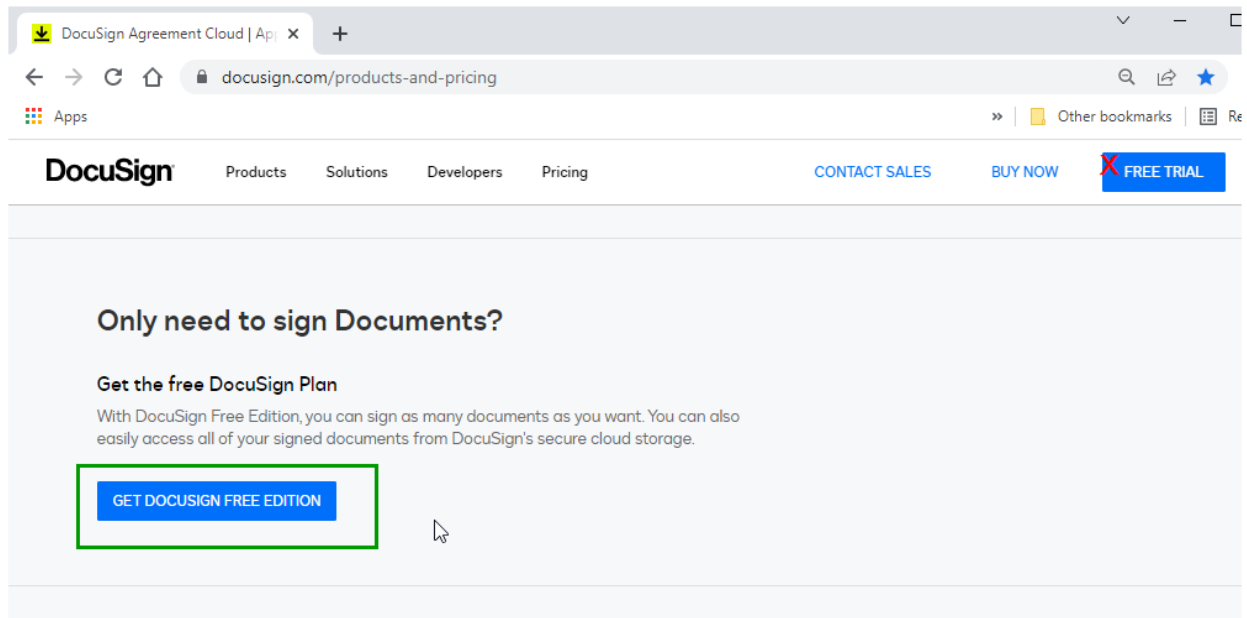
Important: Be sure not to use any links on the DocuSign site that mention a free trial. Using a free trial link will create an account that expires in 30 days.

The screenshot shows the DocuSign website's pricing page. At the top, there's a navigation bar with 'DocuSign' logo and links for 'Products', 'Solutions', 'Developers', 'Pricing', 'CONTACT SALES', 'BUY NOW', and 'FREE TRIAL'. Below the navigation, the main heading is 'eSignature Plans and Pricing' with a sub-heading 'Choose the #1 eSignature solution'. A promotional banner offers a 'SAVE 20%' discount with the promo code 'LOVE'. Below the banner, there are two tabs: 'ANNUAL' and 'MONTHLY'. The pricing table is as follows:

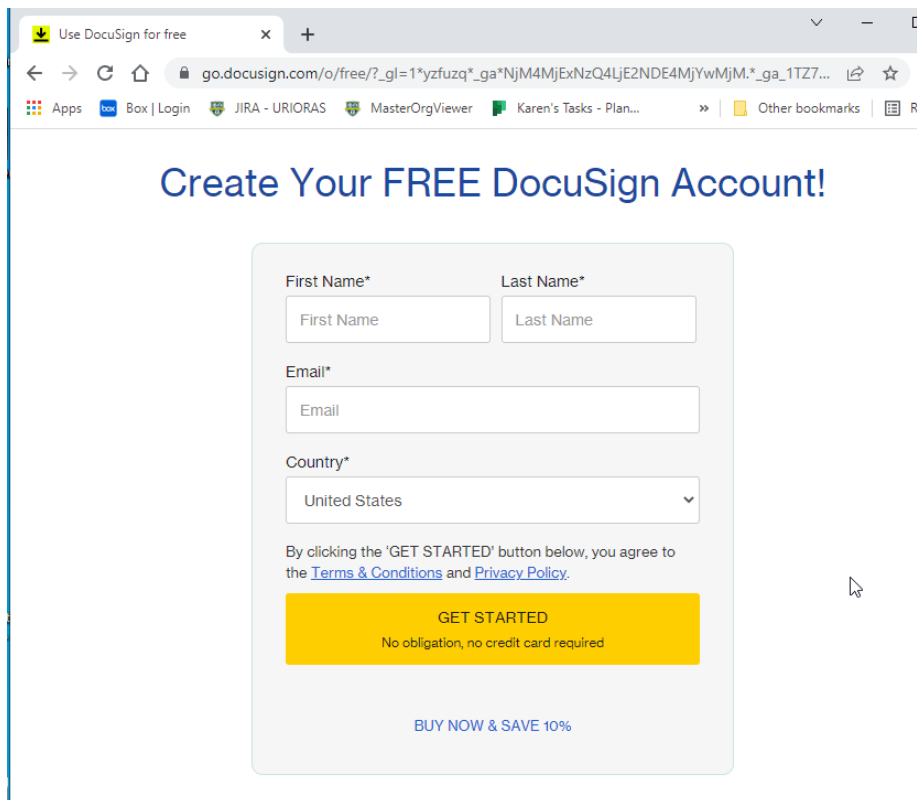
Personal	Standard	Business Pro	Enhanced Plans
\$10 per month \$120 annually	\$25 per user, per month \$300 annually	\$40 per user, per month \$480 annually	Call for more info: 1-877-720-2040
BUY NOW	BUY NOW	BUY NOW	SCHEDULE A CALL
Send documents for eSignature: 5/month	Send documents for eSignature	Send documents for eSignature	All of our Business Pro features, plus:
Single user only	Buy up to 5 users online. For more than 5 users, Contact Sales.	Buy up to 5 users online. For more than 5 users, Contact Sales.	APIs
Integrates with Dropbox, Google Drive, and more.	Integrates with Dropbox, Google Drive, and more.	Integrates with Dropbox, Google Drive, and more.	Integrations, connectors
			Embedded signing
			Advanced branding

A 'Chat With Sales' button is visible in the bottom right corner of the screenshot.

Scroll down until you see the 'Get DocuSign Free Edition' button



After clicking on the 'Get DocuSign Free Edition' button, you will be able to enter your information and create a free account.



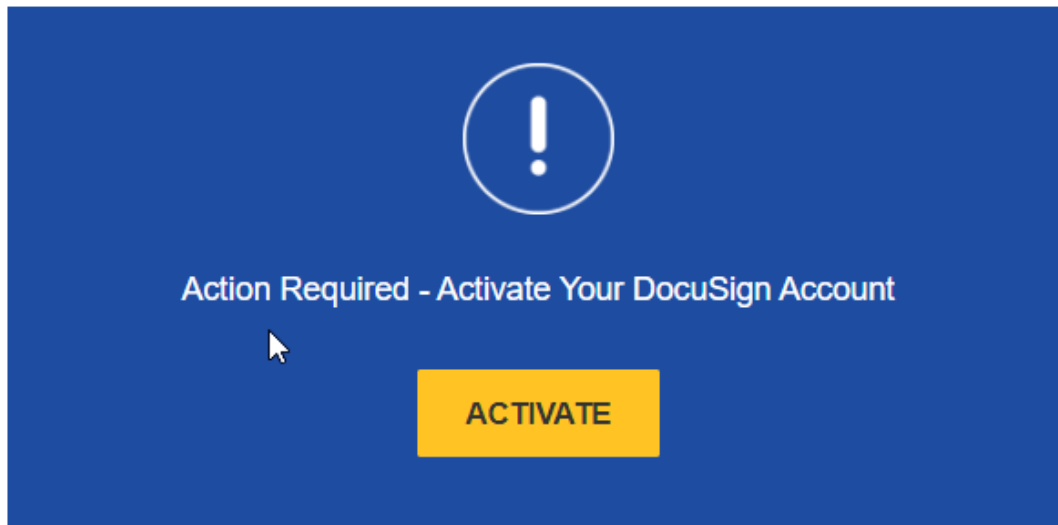
After filling in your information and clicking 'Get Started', you will receive a confirmation email.

Email sender and subject:

DocuSign via DocuSign ★ Action Required - Activate Your DocuSign Account

Email contents:

DocuSign



Thank you for choosing DocuSign. You're just one step away from experiencing the benefits of DocuSign's electronic signature solution.

Please click the 'Activate' button above to verify your email address and complete your account registration process.

Click 'Activate' and you will be taken back to the DocuSign site. You will be prompted to create a password and log in.



Set up Your Password and Security Questions

karel[redacted]@[redacted].com

Thank you for choosing DocuSign. Create a password.

Password

- Must be at least 6 characters long.
- Must not contain the characters <, > or spaces.

Password *

By selecting **LOG IN**, you agree to the [Terms & Conditions](#) and [Privacy Policy](#).

Account set up is complete