



# Qwickly

## More Than Just Attendance

Robert Kostin, MS

Lisa Brown, EdD



# Why Take Attendance

- Encourage students to come to class
- Attendance correlated with performance



# The Value of Attendance-taking in Larger Classes



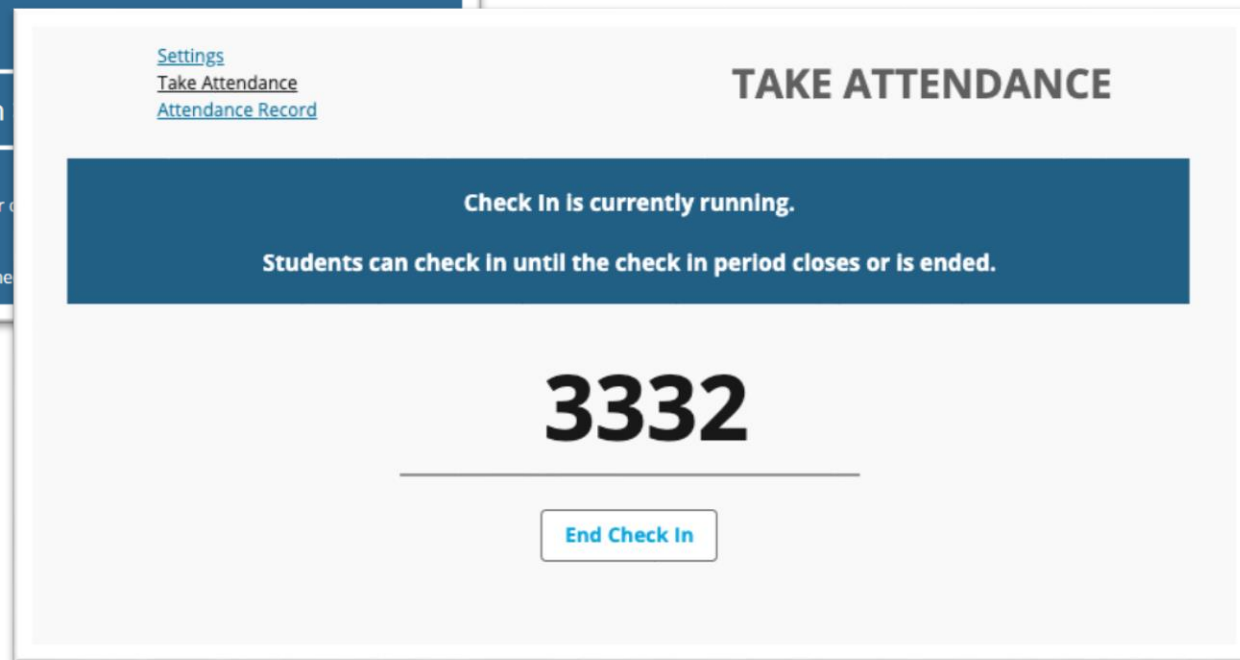
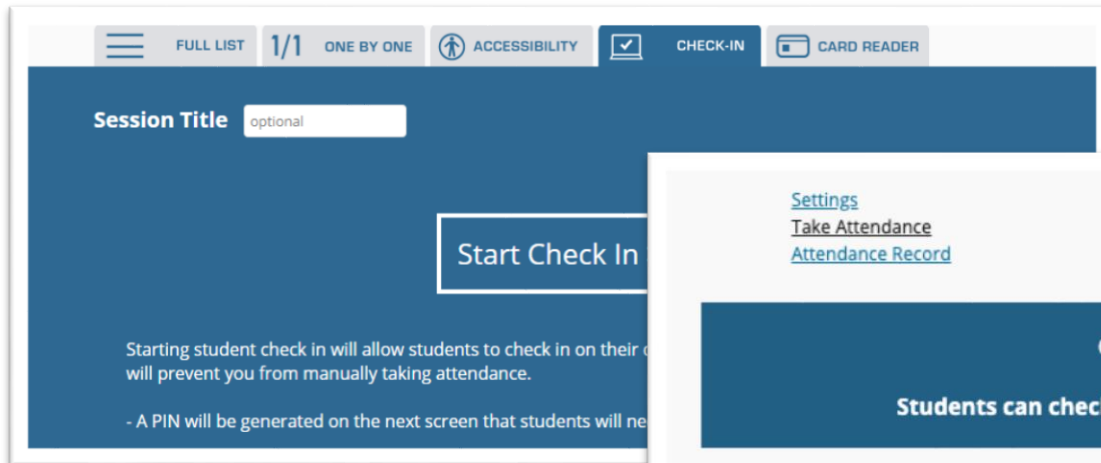
Correlate  
attendance  
with grades!





# Student Check-In Method

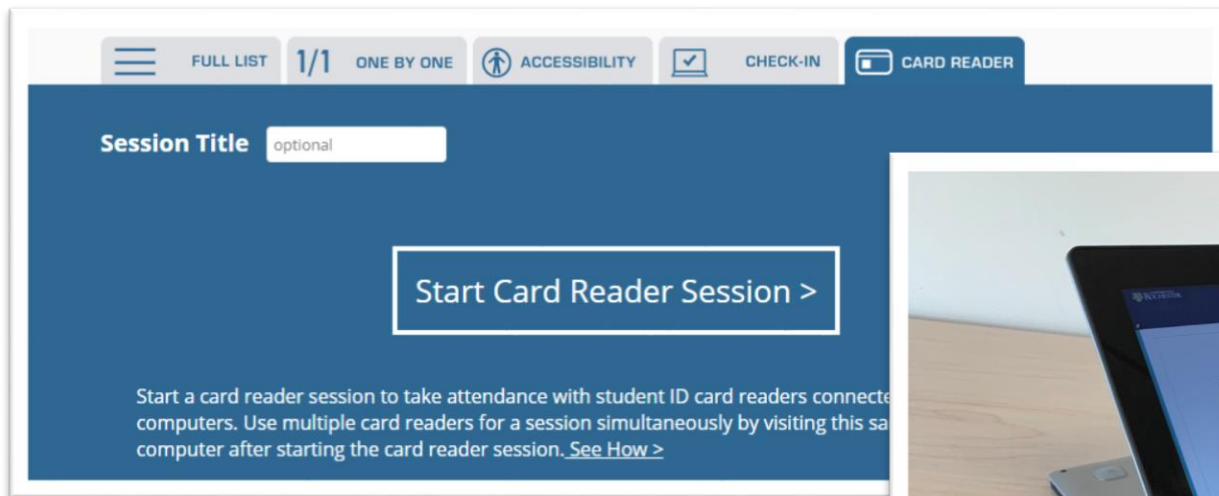
- Medium size classes (30-100 students)





# Card Swipe Method

- Large Lecture (over 100 students)





# Raw Data

- Attendance alone
  - Good for office hours
  - 1:1 discussions

*Instructor view...*

Settings  
Take Attendance  
Attendance Record

ATTENDANCE RECORD

14 Sessions - Page: 1/2 << >>

Filter Username	Oct 24	Oct 22	Oct 17	Oct 8	Oct 3	Oct 1	Sep 26	Sep 24	Points (100.0)	Absences
ABONHEIT, RYAN	✓	✗	✗	✓	✗	✓	✗	✓	64.29	5.0
AL...R	✓	✓	✓	✓	✓	✓	✓	✗	85.71	2.0
AL...IA	✓	✓	✓	✓	✓	✓	✓	✓	100.0	0.0
AL...IE	✗	✗	✗	✗	✗	✗	✓	✗	35.71	9.0
	✓	✓	✓	✓	✓	✓	✓	✗	92.86	1.0
BA...EL	✓	✗	✓	✓	✓	✓	✓	✓	91.67	1.0
BE...ARY	✓	✓	✓	✓	✓	✓	✓	✓	100.0	0.0
BE...R	✓	✗	✓	✓	✗	✗	✓	✓	75.0	3.0
BE...O	✗	✗	✗	✓	✓	✗	✗	✗	57.14	6.0
CA...IT	✓	✓	✓	✓	✓	✓	✓	✓	100.0	0.0
	✗	✗	✗	✗	✗	✗	✗	✗	21.43	11.0
	✓	✓	✗	✓	✓	✓	✓	✓	85.71	2.0
	✓	✓	✓	✓	✓	✓	✓	✓	100.0	0.0
DOMANICO, EDWARD edomanic	✗	✓	✓	✓	✓	✓	✓	✓	92.86	1.0



# Red Flags



- High attendance + low grades
- Low attendance + low grades
- Low attendance + high grades

Grade Center : **\_RED FLAG: attending but doing poorly**

Create Column Create Calculated Column Manage Reports

*Filtered list: 4 out of 90 meet the criteria*

Move To Top Email

Grade Information Bar

LAST NAME	FIRST NAME	USERNAME	GRADE	ATTENDANCE	LAB 01: ACCOUNT SETUP	LAE HTI WE
ALVARADO	ARIANA	ashora8	C+	100.00	100.00	91.
			F	100.00		
			B-	92.86	100.00	10X
SAID	ABDULJABBAR	asaid	B-	92.86	100.00	10X

Selected Rows: 0





# Identifying Struggling Students

- Red flag:
  - High attendance
  - Low grades
- Short list of students who are really trying but need extra help
- Short list (e.g. 4 out of 90)



# Identifying Students Who Have Other Priorities

- Red flag:
  - Low attendance
  - Low grades
- Liable to drop or withdraw from the course anyway (or should get that suggestion before it's too late)



# Identifying Students Who May Be Cheating

- Red flag:
  - Low attendance
  - High grades
- Also correlate: exam grades?
- Very smart; already know the subject? (Looking for the *easy A*), or...
- Cheating?
  - Also correlate with exams
  - High lab grades + low exam grades + low attendance = super red flag!





# Special Events



© *Sio Mende*



# Alternative to Grading



- **CREDIT:**  
In-class,  
follow-along  
lab exercises



# Questions



# References

Bethune, J. J. (2010). ATTENDANCE, GRADES AND LEARNING IN THE MICROECONOMIC PRINCIPLES CLASS. *Journal of Economics and Economic Education Research*, 11(1), 53-64. Retrieved from <https://search.proquest.com/docview/521192394?accountid=13567>

Devadoss, S., & Foltz, J. (1996). Evaluation of factors influencing student class attendance and performance. *American Journal of Agricultural Economics*, 78(3), 499. <https://doi.org/10.2307/1243268>

Marburger, D. (2006). Does Mandatory Attendance Improve Student Performance? *The Journal of Economic Education*, 37(2), 148-155. Retrieved from <http://www.jstor.org/stable/30042700>

Van Blerkom, M.L. (1992) Class Attendance in Undergraduate Courses. *The Journal of Psychology*, 126:5, 487-494, DOI: [10.1080/00223980.1992.10543382](https://doi.org/10.1080/00223980.1992.10543382)

