



Powering the Advancement of Science

eRA Commons xTrain External/Institutional User Guide

Document Version 3.6.0

System Version 3.12.0

April 29, 2014



CONTACT US

Document Comments:

We value your feedback on this document.

How are we doing? The Communications & Documentation Team of the electronic Research Administration (eRA) is dedicated to serving our community and welcomes your feedback to assist us in improving our user guides. Please send comments about the user guide to this address: eRACommunications@mail.nih.gov.

Troubleshooting support:

Please contact the eRA Help Desk:

Toll-free: 1-866-504-9552

Phone: 301-402-7469

TTY: 301-451-5939

Web: <http://era.nih.gov/help> (Preferred method of contact)

Email: commons@od.nih.gov (for Commons Support)

Email: helpdesk@od.nih.gov (for IMPAC II Support)

Hours: Mon-Fri, 7:00 a.m. to 8:00 p.m. Eastern Time

DISCLAIMER STATEMENT

No data shown in illustrations represents any real account, project, or individual. Any resemblance to actual accounts, projects, or individuals is purely coincidental.

DOCUMENT HISTORY

Date	System Version	Document Version	Description of Change	Author
01-31-2011	2.28.0.0	2.2.0.0	Modify to reflect recent policy decisions regarding the use of termination notices for institutional career development and other non-NRSA awards	eRA Documentation Team
04/01/2011	2.28.0.0	2.3.0.0	Modify to include termination of fellowships	eRA Documentation Team
11/1/2012	3.05.02.0	2.4.0.0	Updated for Enterprise Releases from 4/2011 to 7/2012 and to clarify some questions received by the Help Desk. Pages 6 – 8, 13 – 15, 23 – 24, 27, 33, 47 – 48, 52 – 55, 58	eRA Documentation Team
11/28/2012	3.05.02.0	2.5.0.0	Updated the Delegation section for delegating and revoking authority section.	eRA Documentation Team
2/5/2013	3.05.02.0	2.6.0.0	Converted from Flare Help Files to PDF	eRA Documentation Team
11/25/2013	3.05.02.0	2.7.0.0	Updated Policy hyperlinks for 2013	eRA Communications
4/25/2014	3.12.0.0	2.8.0	Updated for April 2014 ER - Added Search for WIP Appointments and Terminations Screen information	eRA Communications

The most current version of this document will be available on the eRA web site.

<http://era.nih.gov>.

TABLE OF CONTENTS

1 Purpose	1
1.1 Scope	1
2 What is xTrain?	2
2.1 Activity Codes Supported	2
2.1.1 xTrain Activity Codes	3
2.1.2 Stipend Level Links by Fiscal Year	3
2.2 xTrain Forms Supported	4
2.3 xTrain External User Roles	4
2.4 508 Compliance	6
3 Accessing xTrain	7
3.1 Accessing xTrain with Multiple PI Affiliations	9
3.2 Accessing xTrain – PD/PI	9
3.3 Accessing xTrain – ASST	13
3.4 Accessing xTrain – Trainee	14
3.5 Accessing xTrain – PD/PI and TRAINEE Roles	14
3.5.1 View Trainee Roster as PD/PI	14
3.5.2 View My Appointments and Terminations as Trainee	15
3.6 Accessing xTrain – Admin (SO, BO)	16
3.7 Exiting xTrain	16
4 Account Setup	18
4.1 Account Setup – PD/PI	18
4.2 Account Setup – Trainee	23
4.2.1 Setting Up eRA Commons Account	23
4.3 Account Setup – Trainee from the Manage Account Tab	24
5 Personal Profile	26
5.1 Creating Personal Profile	26

5.2	Personal Profile Fields Checked by xTrain	27
5.3	Personal Information	28
5.3.1	Citizenship	29
5.4	Race/Ethnicity	30
5.4.1	Race	31
5.4.2	Ethnicity	31
5.5	Residential Address	31
5.6	List of Degrees	32
5.6.1	Medical Residency Information	33
5.6.2	Trainee-Specific Information	34
5.6.3	Statement of Non-delinquency on U.S. Federal Debt	35
5.6.4	Disadvantaged Background	36
6	Search for WIP Appointments and Terminations - SO/BO	38
7	Appointments	41
7.1	Create New Appointment – PD/PI	42
7.1.1	Submit Appointments to the Agency Using the Batch Process	48
7.2	Process New Appointment – Trainee	49
7.3	Reappointments	54
7.4	Amendments	55
7.4.1	ARRA - Ability to Reappoint Trainee to a Supplement	57
8	Terminations	58
8.1	Who Can Initiate/Submit Termination Notices	59
8.2	Initiate a New Termination Notice for Appointments– PD/PI	59
8.2.1	Early Terminations	60
8.3	Process Termination Notice – Trainee	65
8.4	Process New Termination Notice – BO	70
8.5	Terminating Fellowships	72

8.5.1	Initiating a Termination Notice for Fellowships	73
8.5.2	The BO Reviews and Submits the TN to the Agency	74
8.5.3	The Agency Processes the TN	75
9	Other Functions	76
9.1	Delegation – ASST Role	76
9.1.1	Assign Delegation	76
9.1.2	Remove Delegation	77
9.2	Training Grants	78
9.2.1	View Training Grants for SO/BO	78
9.2.2	Viewing Training Grants for More than one PD/PI	79
9.3	View 2271 and View TN PDF	80
9.4	View Routing History	80
9.5	View Grant Summaries	81
9.6	View Trainee Roster	82
9.6.1	Trainee Roster Fields	83
10	Email Messages	86
10.1	Email Reminders for Time Based xTrain Activities	86
10.1.1	Email Reminder to Fellow (PI), Sponsor, Sponsor Delegate, and BO—30 Days Before Fellowship End Date	86
10.1.2	Email Reminder to Fellow (PI), Sponsor, Sponsor Delegate and BO— Fellowship End Date has Passed	86
10.1.3	Email Reminder to Fellow (PI), Sponsor, Sponsor Delegate and BO— Fellowship End Date has Passed 30 Days Ago	86
10.2	Email Notifications to Manage the Termination Process for Fellowships	86
10.2.1	Fellowship TN Routed to Sponsor	86
10.2.2	Fellowship TN is on Hold Awaiting Award Revision	86
10.2.3	Fellowship TN Routed to Fellow (PI)	87
10.2.4	Fellowship TN Submitted to Agency	87

10.2.5 Fellowship TN Routed to BO87

10.2.6 Fellowship TN Accepted by Agency87

10.2.7 Fellowship TN Rejected by Agency87

10.2.8 Fellowship TN Recalled87

10.2.9 Fellowship TN Deleted Email87

11 Getting Help 88

 11.0.1 Hyperlinks of Interest: 88

12 Appendix A – Statement of Appointment (Form PHS 2271) 89

13 Appendix B – Termination Notice (Form 416-7) 101

14 Appendix C – Payback Agreement (Form PHS 6031) 105

15 Appendix D – Appointment Errors/Warnings Quick Reference108

16 Appendix E – User Role Functions 114

LIST OF FIGURES

Figure 1: List of Activity Codes Currently Supported in xTrain Hyperlink	3
Figure 2: Document of Activity Codes from the Hyperlink	3
Figure 3: Stipend level Hyperlinks by Fiscal Year Hyperlink for PI Users	4
Figure 4: Kirschstein-NRSA Stipend History Spreadsheet	4
Figure 5: Common Login Fields	8
Figure 6: Commons - xTrain Tab	8
Figure 7: Institution Name Displayed as a Hyperlink for Multiple Affiliations	9
Figure 8: My Grants Screen	10
Figure 9: Grant Summary Page	10
Figure 10: Commons PI View Screen	10
Figure 11: View Trainee Roster Hyperlink	11
Figure 12: Trainee Roster Page	11
Figure 13: Trainee Roster Page - Column Headings	12
Figure 14: My Grants – ASST Screen	13
Figure 15: Select Delegator Screen	14
Figure 16: Trainee Appointments and Terminations Screen	14
Figure 17: xTrain Menu Tab Displaying Sub-menu Tabs	14
Figure 18: My Grants Screen Displaying the View Trainee Roster Hyperlink	15
Figure 19: My Grants Screen Displaying the My Appointments and Terminations Tab	15
Figure 20: Trainee Appointments and Terminations Screen	16
Figure 21: Search for Grants Screen	16
Figure 22: Logout Hyperlink Screen	17
Figure 23: My Grants Screen Displaying the View Trainee Roster Hyperlink	18
Figure 24: Trainee Roster Screen Displaying Create New Appointment Hyperlink	19
Figure 25: Enter Trainee Commons User ID Screen	19
Figure 26: Identify Trainee	20

Figure 27: Create New Trainee Profile Button20

Figure 28: Create New Trainee Profile Screen21

Figure 29: Statement of Appointment (2271 Form – Top Portion) 21

Figure 30: Statement of Appointment (2271 Form – Bottom Portion) 22

Figure 31: Invite Trainee to Register Screen 22

Figure 32: Invite Trainee Later Screen 23

Figure 33: Sample e-mail Letter to Trainee24

Figure 34: Account Administration Screen Displaying Manage Accounts Tab25

Figure 35: Personal Profile Tab26

Figure 36: Personal Information - Required Fields29

Figure 37: Race/Ethnicity Screen30

Figure 38: Residential Address Screen32

Figure 39: List of Degrees Screen33

Figure 40: List of Degrees Screen33

Figure 41: Add Medical Residency Screen34

Figure 42: Trainee-Specific Information Screen35

Figure 43: Search for WIP Appointments and Terminations Screen 38

Figure 44: Search for WIP Appointments and Terminations Screen Displaying Appointment Search Results39

Figure 45: Appointment Process Flow 42

Figure 46: My Grants Screen42

Figure 47: PD/PI Trainee Roster Screen42

Figure 48: Enter Trainee Commons User ID Field43

Figure 49: Identify Trainee Screen43

Figure 50: Statement of Appointment (2271 Form) – Top Portion 44

Figure 51: Statement of Appointment (2271 Form) – Bottom Portion45

Figure 52: Additional Appointment Action Buttons45

Figure 53: Create Appointment - Provide Comments Screen45

Figure 54: Appointment Initiation Confirmation Screen46

Figure 55: In-Progress Trainee Status Screen46

Figure 56: In-Progress PI Status Screen46

Figure 57: Bottom of 2271 Form47

Figure 58: Provide Comments Screen47

Figure 59: Submit to Agency Certification Screen47

Figure 60: Submit to Agency Confirmation Screen48

Figure 61: My Grants Screen with the View Pending Submissions Hyperlink49

Figure 62: Pending Submissions Screen49

Figure 63: Trainee Appointments and Terminations Screen50

Figure 64: Statement of Appointment -Top Portion51

Figure 65: Statement of Appointment - continued52

Figure 66: Statement of Appointment - Error Message52

Figure 67: Provide Comments Screen53

Figure 68: Route to PI Confirmation Screen53

Figure 69: Route to PI Confirmation Screen - 2271 Form Successfully Routed53

Figure 70: Appointment Status - In-Progress PI53

Figure 71: Trainee Roster Screen—Partial View Showing the Re-Appoint 2271 Hyperlink ..54

Figure 72: Grant or Supplement Available Drop Down54

Figure 73: Amend 2271 Hyperlink55

Figure 74: 2271 Form56

Figure 75: 2271 Form’s Amendment Section56

Figure 76: Re-Appointment Screen57

Figure 77: Initiate TN Hyperlink59

Figure 78: Termination Notice (Form 416-7) –Top Portion60

Figure 79: Termination Notice (Form 416-7) – Mid Portion61

Figure 80: Modify Termination Date Screen62

Figure 81: Termination Notice (Form 416-7) – Bottom Portion63

Figure 82: Provide Comments Screen63

Figure 83: Termination Notice Confirmation63

Figure 84: In Process Trainee Hyperlink64

Figure 85: PI Trainee Roster Screen64

Figure 86: Termination Notice (Form 416-7) – bottom portion64

Figure 87: Provide Comments Screen65

Figure 88: Termination Notice Certification65

Figure 89: Termination Notice Confirmation65

Figure 90: PI Trainee Roster Screen65

Figure 91: Trainee Appointments and Terminations Screen66

Figure 92: Termination Notice (Form 416-7) – Top Portion66

Figure 93: Termination Notice (Form 416-7) – Mid Portion67

Figure 94: Upload Training Received Screen68

Figure 95: Termination Notice (Form 416-7) – Bottom Portion68

Figure 96: Provide Comments Screen69

Figure 97: Termination Notice Certification69

Figure 98: Termination Notice Confirmation69

Figure 99: Trainee Appointments and Terminations69

Figure 100: List of Grants Screen70

Figure 101: BO Trainee Roster70

Figure 102: BO Trainee Roster Screen71

Figure 103: Termination Notice (Form 416-7) – bottom portion71

Figure 104: Provide Comments Screen71

Figure 105: Termination Notice Certification72

Figure 106: Termination Notice Confirmation72

Figure 107: BO Trainee Roster Screen72

Figure 108: Termination Flow for NRSA Fellowships 73

Figure 109: Commons My Delegates Screen Displaying Search or Add Delegate Hyperlink .76

Figure 110: Delegate Authority (Authorities) Screen Displaying Adding xTrain Authority77

Figure 111: Commons My Delegates Screen Displaying Users with xTrain Authority 78

Figure 112: List of Grants Search Screen78

Figure 113: List of Grants Screen Displaying Search Results 79

Figure 114: My Grants Screen Displaying the Select Profile Button79

Figure 115: Grant Summary Screen80

Figure 116: View 2271 & View TN Hyperlink 80

Figure 117: View PDF Button 80

Figure 118: Statement of Training Appointment Screen Displaying View Routing History
Hyperlink 81

Figure 119: Routing History Screen 81

Figure 120: My Grants Screen Displaying Grant Number Hyperlinks82

Figure 121: Grants Summary Screen Displaying Actions Accepted 82

Figure 122: My Grants Screen Displaying View Trainee Roster Hyperlink83

Figure 123: Trainee Roster Screen 83

Figure 124: Trainee Roster Fields 85

Figure 125: Statement of Appointment (Form PHS 2271) Instructions 89

Figure 126: Statement of Appointment (Form PHS 2271) Instructions - continued90

Figure 127: Statement of Appointment (Form PHS 2271) - continued 91

Figure 128: Statement of Appointment (Form PHS 2271) - continued 92

Figure 129: Statement of Appointment (Form PHS 2271) - continued 93

Figure 130: Statement of Appointment (Form PHS 2271) - continued 94

Figure 131: Statement of Appointment (Form PHS 2271) – continued95

Figure 132: Statement of Appointment Form 2271 - Page One96

Figure 133: Statement of Appointment Form 2271 – Page Two	97
Figure 134: Statement of Appointment Privacy Act	98
Figure 135: Statement of Appointment Specialty Boards	99
Figure 136: Statement of Appointment Specialty Boards - continued	100
Figure 137: Termination Notice (Form 416-7) Instructions	102
Figure 138: Termination Notice (Form 416-7) Instructions – continued	102
Figure 139: Termination Notice Form 416-7	103
Figure 140: Privacy Act Statement	104
Figure 141: Payback Agreement (Form PHS 6031)	105
Figure 142: Payback Agreement (Form PHS 6031) – continued	106
Figure 143: Privacy Act Statement	107

LIST OF TABLES

Table 1: External User Roles	4
Table 2: Initial xTrain Access	8
Table 3: Appointment Errors/Warnings Quick Reference	108
Table 4: User Role Functions	114

1 Purpose

The purpose of this document is to provide guidance on the use of xTrain to Institutional (external) users. For more information regarding research training and research career opportunities offered by the National Institutes of Health (NIH), please visit the Office of Extramural Research (OER) Grants Training page at <http://grants.nih.gov/training/index.htm>.

1.1 Scope

This document indicates how to access xTrain, provides a description of xTrain user roles, and explains the process for submitting appointments, re-appointments, amendments and termination notices. This xTrain External User Guide, as well as additional reference material, is available on the Institutional Research Training and Career Development Awards page: http://era.nih.gov/training_career/index.cfm.

2 What is xTrain?

xTrain provides program directors/principal investigators, university administrators, and trainees the ability to electronically prepare and submit PHS 2271 Statement of Appointment forms and PHS 416-7 Termination Notices associated with institutional research training programs, institutional career development awards, individual fellowships and research education awards. xTrain is also used by agency grants management staff to review and process the appointments and termination notices submitted electronically.

Grantee institution staff can use xTrain to:

- Create, route, and submit Appointments, Re-appointments, Amendments and Termination Notices
- Track the status and timing of actions taken by xTrain users

xTrain eliminates the need for signed paper forms, except in the following situations:

Permanent U.S. residents must submit a signed and notarized statement certifying that they have (1) a Permanent Resident Card (USCIS Form I-551), or (2) other legal verification of such status

Signed hard copies of Payback Service Agreements are required for postdoctoral trainees in their first year of Kirschstein-NRSA support. For more information on the Payback Service Agreement policy, please refer to this web site. http://grants.nih.gov/grants/policy/nihgps_2013/nihgps_ch11.htm#_Toc271265163

2.1 Activity Codes Supported

The information that lists the current activity codes supported by xTrain can be accessed from the xTrain *My Grants* screen. NRSA fellowships (F30, F31, F32 and F33) can only be terminated. T15's are for the National Library of Medicine and CDC. T01, T02, T03, and T42 are for CDC only. Select the **List of Activity Codes currently supported in xTrain** hyperlink to access this document.

Grant Number	Project Start Date	Project End Date	Program Director	Project Title	Includes ARRA Grant(s)	Action
T32 AT 012345	07/01/2003	06/30/2013	Day, Sunny	OBESITY:FROM GENES TO MAN		View Trainee Roster View Pending Submissions
T32 AT 012345	05/01/2009	04/30/2014	Day, Sunny	TRAINING IN BOTANICAL APPROACHES TO COMBAT METABOLIC SYNDROME		View Trainee Roster View Pending Submissions

Figure 1: List of Activity Codes Currently Supported in xTrain Hyperlink

2.1.1 xTrain Activity Codes

Activity Code: A three-character code used to identify a specific category of extramural research activity, applied to various funding mechanisms.

The table below shows a list of xTrain Activity Codes.

Activity Codes Supported in xTrain
(as of September 2012)

Activity Code				
F30	KL2	T01	T42	R25
F31	K12	T02	T90	R90
F32	KM1	T03	TL1	RL5
F33		T15	TU2	RL9
		T32		
		T34		
		T35		

Figure 2: Document of Activity Codes from the Hyperlink

2.1.2 Stipend Level Links by Fiscal Year

The **Stipend Level Links by Fiscal Year** hyperlink is on the *My Grants* screen for (Principal Investigator) PD/PI users.



Figure 3: Stipend level Hyperlinks by Fiscal Year Hyperlink for PI Users

This link points to the Kirschstein-NRSA Stipend History spreadsheet. The spreadsheet displays stipend levels for current and previous years.

	A	Y	Z	AA	AB	AC	AD	AE	AF
1	Kirschstein-NRSA Stipend History								
2									
3		2005	2006	2007	2008	2009	2010	2011	2012
8	Undergraduates in the MARC and COR Programs								
9	Freshmen/Sophomore	7,812	7,812	7,812	7,812	7,896	7,980	8,136	8,304
10	Juniors/Seniors	10,956	10,956	10,956	10,956	11,064	11,172	11,400	11,628
11	Pre- and Post-Doctoral Kirschstein-NRSA Participants								
12	Pre-doc	20,772	20,772	20,772	20,772	20,976	21,180	21,600	22,032
15	Post-doc Level 0	35,568	36,996	36,996	36,996	37,368	37,740	38,496	39,264
16	Post-doc Level 1	37,476	38,976	38,976	38,976	39,360	39,756	40,548	41,364
17	Post-doc Level 2	41,796	41,796	41,796	41,796	42,204	42,624	43,476	44,340
18	Post-doc Level 3	43,428	43,428	43,428	43,428	43,860	44,304	45,192	46,092
19	Post-doc Level 4	45,048	45,048	45,048	45,048	45,504	45,960	46,884	47,820
20	Post-doc Level 5	46,992	46,992	46,992	46,992	47,460	47,940	48,900	49,884
21	Post-doc Level 6	48,852	48,852	48,852	48,852	49,344	49,836	50,832	51,582
22	Post-doc Level 7	51,036	51,036	51,036	51,036	51,552	52,068	53,112	54,180
23	NIH Guide Announcement Numbers and Hyperlinks:	NOT-OD-06-032	NOT-OD-06-026	NOT-OD-07-057	NOT-OD-08-036	NOT-OD-09-075	NOT-OD-10-047	NOT-OD-11-067	NOT-OD-12-033

Figure 4: Kirschstein-NRSA Stipend History Spreadsheet

2.2 xTrain Forms Supported

xTrain supports electronic submission of the following forms:

- Statement of Appointment Form (PHS 2271)
- Termination Notice (PHS 416-7)

Payback Agreement (PHS 6031)—This agreement is available for download/printing with instructions for signing and submitting the agreement via postal mail. xTrain will populate the basic information prior to printing

Form-specific information and instructions can be found at <http://grants.nih.gov/grants/forms.htm>.

2.3 xTrain External User Roles

External User Role	Description
BO (Business Official)	A Business Official has signature or other authority related to administering grantee institution training grants.
SO (Signing Official)	A grantee institution’s Signing Official has authority to legally bind a grantee institution for grant matters.

Table 1: External User Roles

External User Role	Description
<p>PD/PI (Program Director/Principal Investigator)</p>	<p>The Program Director or Principal Investigator is responsible for the overall direction of the training program and has the skills, knowledge and resources necessary to organize and implement a high quality research training program. In Commons, this role is called the PI role but is used for PDs as well. The Fellow also has the PI role. The PD/PI selects and appoints Trainees, amends appointments (when necessary), and initiates Termination Notices.</p> <p>A multi-PI can perform the same actions as the Contact PI</p>
<p>PD/PI Delegate (ASST)</p>	<p>An ASST user is a grantee institution individual that is delegated authority to perform Program Director/Principal Investigator xTrain training appointment functions. A user with the ASST role cannot submit appointments.</p>
<p>Trainee</p>	<p>Trainee: A person appointed to and supported by an institutional Kirschstein-NRSA or non-NRSA research training award</p> <p>Scholar: A person appointed to and supported by an institutional career development award</p> <p>Participant: A person appointed to and supported by a research education award.</p>
<p>Sponsor</p>	<p>The Sponsor is a person who mentors Fellows and can initiate and facilitate the termination of a fellowship. The Sponsor can submit the Termination Notice for foreign and federal fellowships only.</p>
<p>Sponsor Delegate</p>	<p>Users with this authority are able to perform actions similar to the Sponsor role but they are not able to submit the fellowship Termination Notice to the Agency.</p>

Table 1: External User Roles

NOTE: The Signing Official (SO), Administrative Official (AO) and Accounts Administrator (AA) can grant Business Official (BO), Principal Investigator (PI) or Assistant (ASST) roles to individuals within the grantee institution. Signing Officials can also give Business Official privileges to themselves. Trainees without eRA accounts will be invited to register as part of the xTrain appointment process.

For more information on xTrain external user roles and the actions they can take, see the eRA Commons Roles list at http://era.nih.gov/files/eRA_Commons_Roles.pdf

2.4 508 Compliance

The xTrain module meets the compliance regulations of section 508. The standard makes products accessible to people with disabilities, including those with vision, hearing, and mobility impairments.

3 Accessing xTrain

xTrain user interfaces and functionality are accessed from the Commons module. An eRA Commons account is needed in order to use xTrain.

See the NIH eRA Commons System User Guide and corresponding subsections listed below for details on accessing the Commons System and obtaining a Commons user account:

- System Requirements
- Accessing the Commons
- Password Policy
- Getting Help

To login to xTrain:

1. Login to eRA Commons at <https://commons.era.nih.gov/commons/>. If you have forgotten your password, select the **Forgot Password/Unlock Account?** hyperlink.

The screenshot shows the eRA Commons website interface. At the top, there is a header with the eRA Commons logo and navigation links for 'Contact Us' and 'Help'. The main content area is organized into three columns. The left column features a 'Commons Login' section with a red border around the login form, which includes fields for 'Username' and 'Password', and buttons for 'Login' and 'Reset'. Below the login form is a link for 'Forgot Password/Unlock Account?'. The middle column contains a 'Welcome to the Commons' message, a 'System Notification Message' box indicating that all systems are available, and sections for 'Support Related Resources' and 'Commons Related Resources'. The right column includes a 'Register Grantee Organization' link, 'About the Commons' links, and 'Additional Links'.

Figure 5: Common Login Fields

2. Once logged in, on the navigation bar at the top of the screen, click the **xTrain** tab.

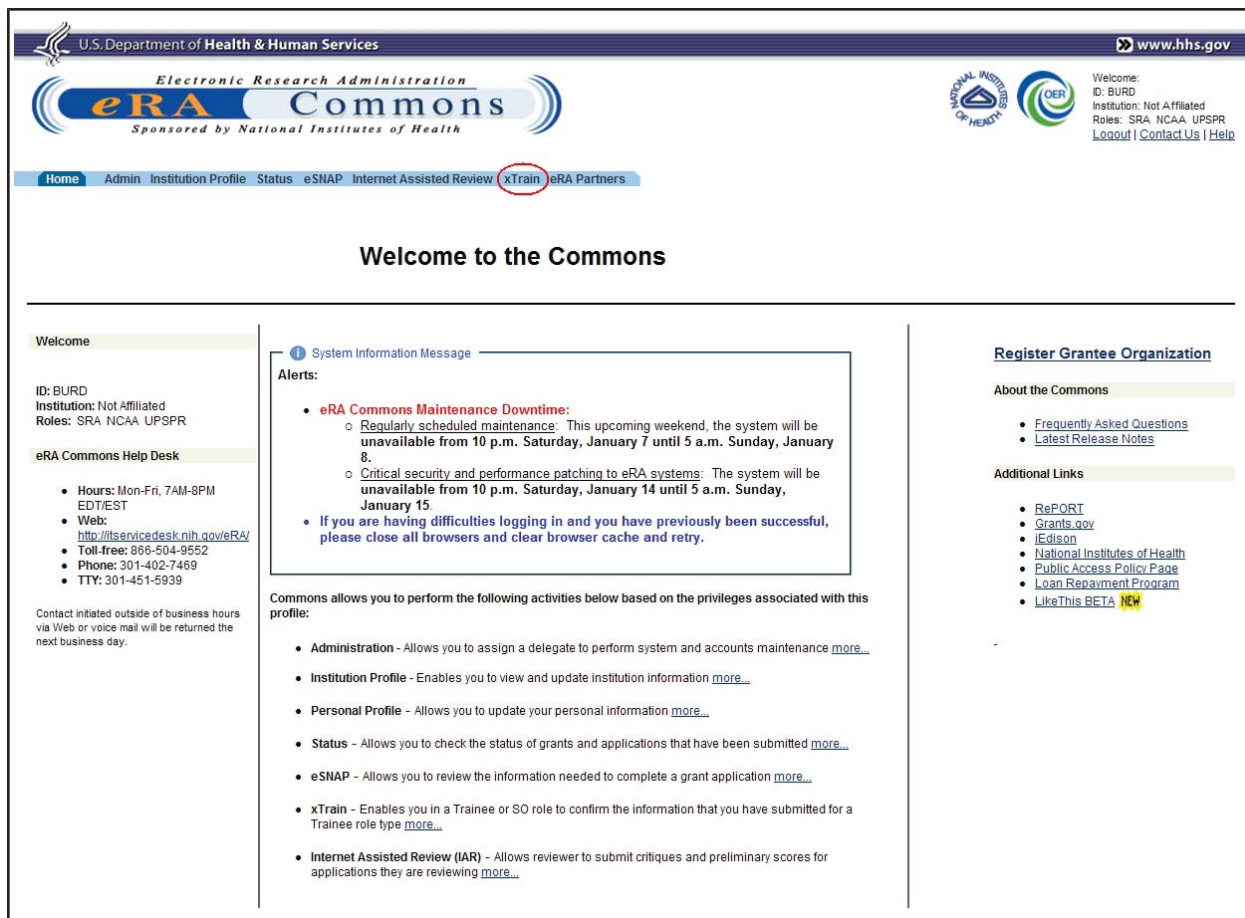


Figure 6: Commons - xTrain Tab

When a user accesses xTrain, the system displays the appropriate screen based on the user’s role. The table below lists external user roles and the default screen displayed at xTrain access for the user role.

Role	Default Screen Display
PD/PI	My Grants
ASST with xTrain delegation	My Grants
Trainee	Appointments and Terminations
SO or BO	List of Grants Search

Table 2: Initial xTrain Access

xTrain will only populate lists with grants associated with the eRA Commons account with which the user is logged in. If you have had multiple eRA Commons accounts, you may need to merge the historical information associated with your accounts.

3.1 Accessing xTrain with Multiple PI Affiliations

Principal Investigators (PIs) affiliated with more than one institution can select which institution to work with after logging into commons.

1. Log into Commons.

If affiliated with multiple institutions, the name of the default institution displays as a link within the Welcome section located in the upper right corner of each Commons page.

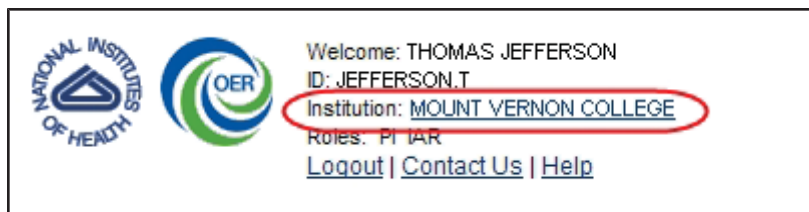


Figure 7: Institution Name Displayed as a Hyperlink for Multiple Affiliations

2. If necessary, click on the name of the institution to view your grants for the appropriate institution.

For more information on changing the institution affiliation, please refer to the section title, Changing the Displayed Affiliation, in the Commons user guide located at http://era.nih.gov/docs/COM_UGV2630.pdf.

3.2 Accessing xTrain – PD/PI

PD/PI users are brought to the My Grants screen when the xTrain tab is selected. This screen displays all training grants for which the user is listed as being the PD/PI.



Figure 8: My Grants Screen

Clicking on any grant number takes the user to the Grant Summary page.

Estimated Number (#) of Trainees refers to the number of slots available for the specified training period. The Number (#) of Accepted Appointments refers to the number of paper or electronic appointments already accepted by the Agency for the specified training period.

The screenshot shows the 'Grant Summary' page. At the top, there are navigation links: Home, Admin, Institution Profile, Personal Profile, Status, eSNAP, Internet Assisted Review, xTrain, Links, eRA Partners, Help. Below this is a 'My Grants' section with a 'Grant Summary' heading. A 'Tips and Notes' section contains a bullet point: 'The Program Director Column always shows the Contact PI for multi-PI grants.' Below that, project details are listed: 'Project: T32 CA 099935 Includes ARRA grants', 'Title: xTrain Demo Training Grant', and 'Project Start/End Dates: 04/01/2003 - 08/31/2014'. A table below shows a list of grants. The first column is 'Grant Number', and the second is 'ARRA Funded'. A red circle highlights the first seven rows of the table. The table has columns for 'Short Term', 'Pre Docs', and 'Post Docs', each with sub-columns for 'Est.# Trainees' and '# Accepted Appointments'. At the bottom, there are buttons for 'View Trainee Roster' and 'Back'.

Grant Number	ARRA Funded	Budget Start Date	Budget End Date	FY	Program Director	Short Term		Pre Docs		Post Docs	
						Est.# Trainees	# Accepted Appointments	Est.# Trainees	# Accepted Appointments	Est.# Trainees	# Accepted Appointments
5T32CA099935-01A1		09/00/2004	09/29/2005	2004	Money, Cher D	0	0	1	0	3	0
5T32CA099935-05		09/01/2009	08/31/2010	2009	Money, Cher D	0	0	1	1	3	3
5T32CA099935-05S1	Yes	09/00/2009	08/31/2011	2009	Money, Cher D	0	0	1	1	0	0
5T32CA099935-02		09/00/2005	09/29/2006	2005	Money, Cher D	0	0	1	0	3	0
5T32CA099935-03		09/00/2006	09/29/2007	2006	Money, Cher D	0	0	1	0	3	2
5T32CA099935-04		09/00/2007	08/31/2008	2007	Money, Cher D	0	0	1	0	3	2
5T32CA099935-05		09/01/2008	08/31/2009	2008	Money, Cher D	0	0	1	0	3	3
5T32CA099935-07		09/01/2010	08/31/2011	2010	Money, Cher D	0	0	1	0	3	0

Figure 9: Grant Summary Page

Clicking on a Grant Number hyperlink retrieves the Commons PI View screen, which provides grant information for that project. PDF versions of Appointments and Termination Notices can be retrieved when the hyperlink is selected.

The screenshot shows the 'Commons PI View' screen. It is divided into several sections. The top left section is 'General Grant Information' with fields for Status, Institution Name, School Name, School Category, Division Name, Department Name, PI Name, Application ID, Proposal Title, Proposal Receipt Date, Last Status Update Date, Budget Start Date, Budget End Date, Progress Report Due Date, Current Award Notice Date, Application Source, Project Period Begin Date, Project Period End Date, eApplication Status, FOA, and NIH Appl. ID. The top right section is 'Other Relevant Documents' with links for Application, Latest FYB/FOR, Latest NGA, Notice(s) of Grant Award (PDF), and Award Termination Notice. A red circle highlights the 'XTrain Training Appointment' and 'XTrain Termination Notice' links. The bottom left section is 'Status History' with columns for Effective Date, Status Message, and Assignment Date. The bottom right section is 'Institute or Center Assignment' with columns for Institute or Center and Assignment Date.

Effective Date	Status Message	Assignment Date	Institute or Center
08/17/2007	Award prepared: refer questions to Grants Management Specialist.	08/09/2007	NATIONAL CANCER INSTITUTE (Primary)
09/19/2006	Pending administrative review. Refer any questions to Program Official or Grants Management Specialist.	08/09/2007	EUNICE KENNEDY SHRIVER NATIONAL INSTITUTE OF CHILD HEALTH & HUMAN DEVELOPMENT

Figure 10: Commons PI View Screen

Clicking the View Trainee Roster hyperlink on the My Grants screen will take you to the Trainee Roster page. Clicking the View Pending Submissions hyperlink on the My Grants screen will allow PD/PI users to submit more than one appointment at a time instead of individually.

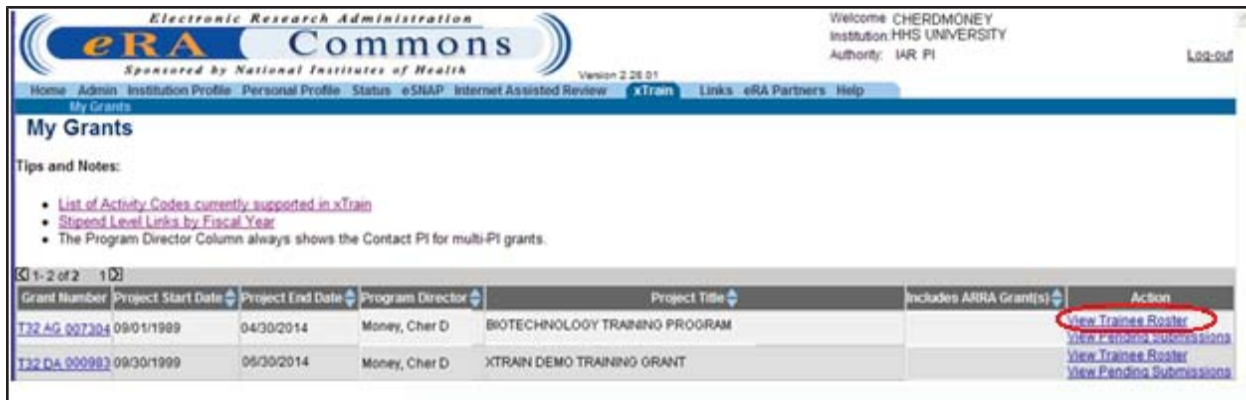


Figure 11: View Trainee Roster Hyperlink

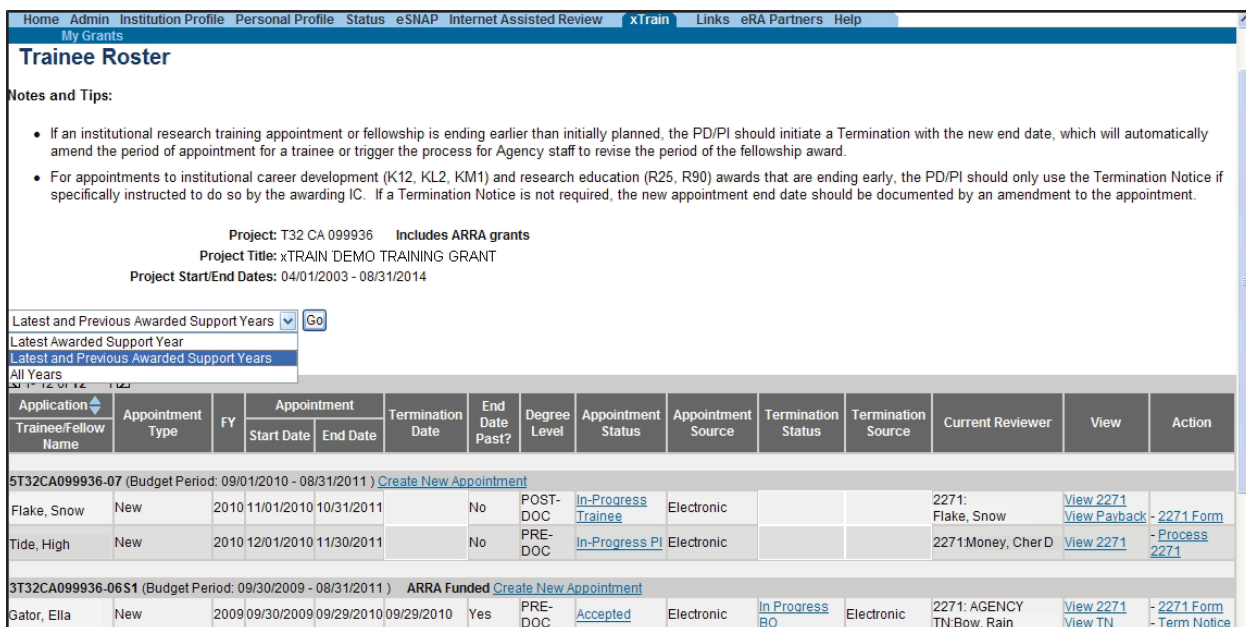


Figure 12: Trainee Roster Page



Figure 13: Trainee Roster Page - Column Headings

The different possible choices for some of the columns on the Trainee Roster page are listed below:

(1) Appointment Type:

- New – The appointment is the first for the trainee on this grant (will also indicate “New” if the original appointment was submitted on paper)
- Re-appointment--The trainee has had a previous appointment on this grant.
- Amendment--The original appointment has changed, and this is the newest version.

(2) Appointment Status: Clicking on the hyperlink will display the appointment routing history.

- Pending Agency Review --The appointment has been submitted to the agency. On Hold by Agency-- The appointment has been submitted and the agency reviewer has put it on hold.
- On Hold by Agency - The appointment has been submitted and the agency reviewer has put it on hold.
- On Hold by Agency – Awaiting Paper Signature--The appointment has been submitted and the agency reviewer has put it on hold while waiting for the Payback Agreement and/or the documentation for a permanent resident.
- In Progress PI-- The PD/PI or the assistant is working on the appointment.
- In Progress Trainee – The trainee is working on the appointment.
- Accepted –The agency reviewer has accepted the appointment.
- Terminated—The appointment or fellowship has been terminated.

(3) Appointment/Termination Source:

- Paper – The appointment or termination notice was submitted on paper.
- Electronic—The appointment or termination notice was submitted electronically through xTrain.

(4) Termination Status:

- In Progress BO--The Business Official is working on the termination notice.
- In Progress PI-- The PD/PI (includes fellows) or an assistant is working on the termination notice.
- In Progress Trainee--The Trainee is working on the termination notice.
- Pending Agency Review-- The termination notice has been submitted to the Agency
- On Hold by Agency- The Agency has reviewed the termination notice, but has not yet accepted it.

- On Hold by Agency – Awaiting Award Revision –An early termination notice has been submitted for a fellowship and it has been placed on hold until the award can be revised
- Accepted—The Agency has accepted the termination notice.

(5) Current Reviewer—Indicates the individual who performed the action

(6) View:

- View 2271-- Displays the PDF version of the 2271.
- View TN—Displays the PDF version of the termination notice.
- View Payback—Displays the PDF version of the termination notice.

(7) Action:

- Process 2271—Allows the user to take various actions to process the 2271.
- 2271 Form—Allows users to view PDF or validate (view errors and warnings.)
- Amend 2271—Allows users to start the amend process.
- Initiate TN—Allows users to start the termination process.
- Process TN-- Allows the user to take various actions to process the termination notice.
- Reappoint 2271 (This only appears when there is an awarded future year for the grant to which the Trainee has not already been appointed.)—Allows users to reappoint a trainee to the same grant.

3.3 Accessing xTrain – ASST

PD/PI delegates (ASSTs) are brought to the *My Grants* screen when the **xTrain** tab is selected. This will bring up the *My Grants – Select Delegator* screen.

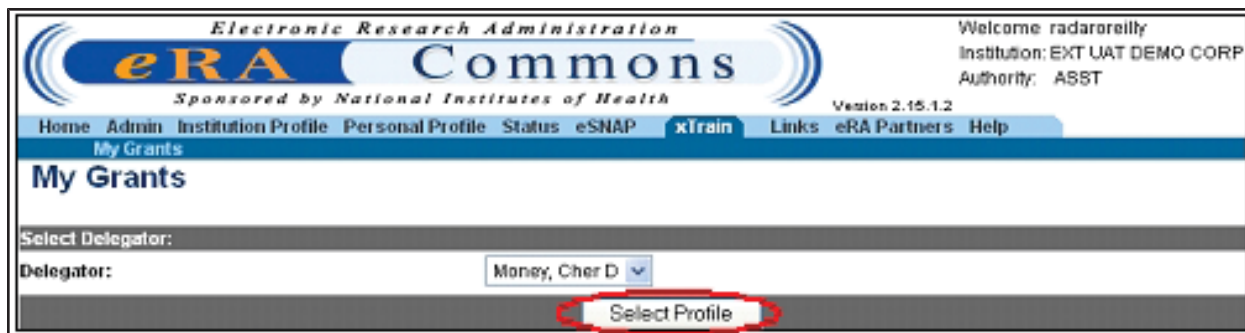


Figure 14: My Grants – ASST Screen

If multiple PD/PIs have delegated xTrain authority to the same ASST, the ASST must select a specific PD/PI from the drop-down list and then click **Select Profile**.

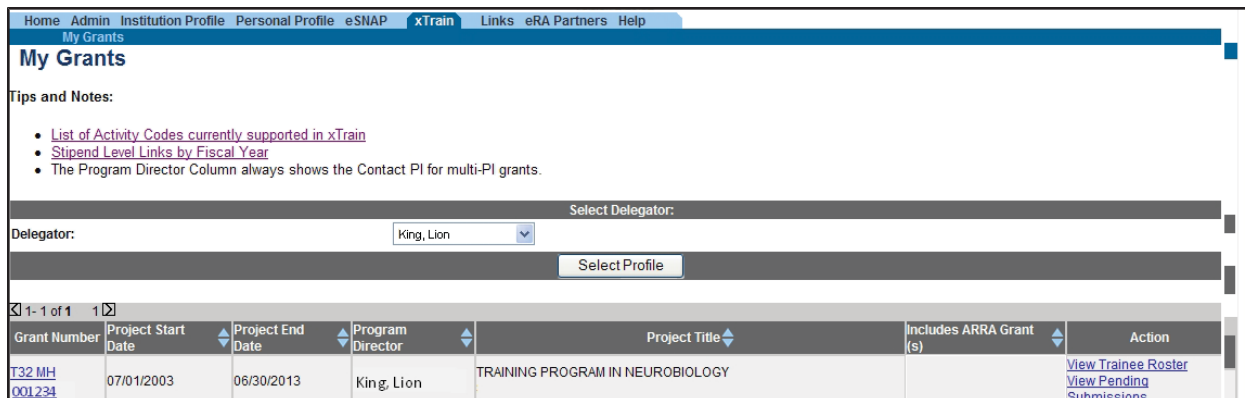


Figure 15: Select Delegator Screen

3.4 Accessing xTrain – Trainee

Trainees are brought to the *My Appointments and Terminations* screen, which will display the Trainee’s Appointments and Terminations and allow the trainee to process them, if necessary.

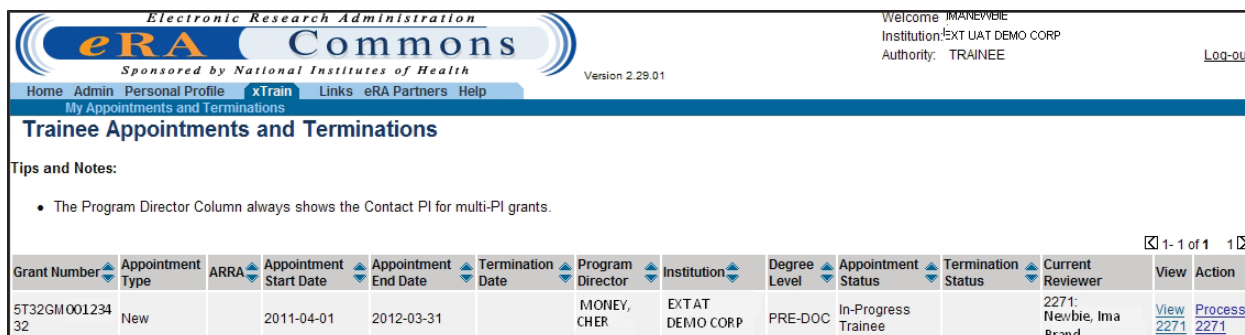


Figure 16: Trainee Appointments and Terminations Screen

3.5 Accessing xTrain – PD/PI and TRAINEE Roles

In some circumstances, an individual may have both the Trainee and PD/PI roles. If the trainee has applied for a fellowship or another award from the Agency in the past, he or she will see the menu tab: **My Appointments and Terminations** in addition to the **My Grants** menu tab. Upon logging in the default menu tab is **My Grants** under the **xTrain** menu tab.

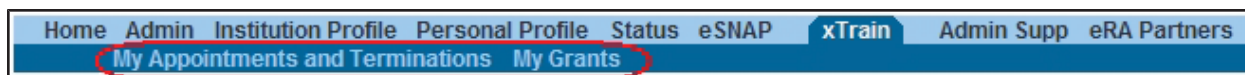


Figure 17: xTrain Menu Tab Displaying Sub-menu Tabs

3.5.1 View Trainee Roster as PD/PI

On the *My Grants* screen, click the **View Trainee Roster** hyperlink to view the *Trainee Roster* screen.

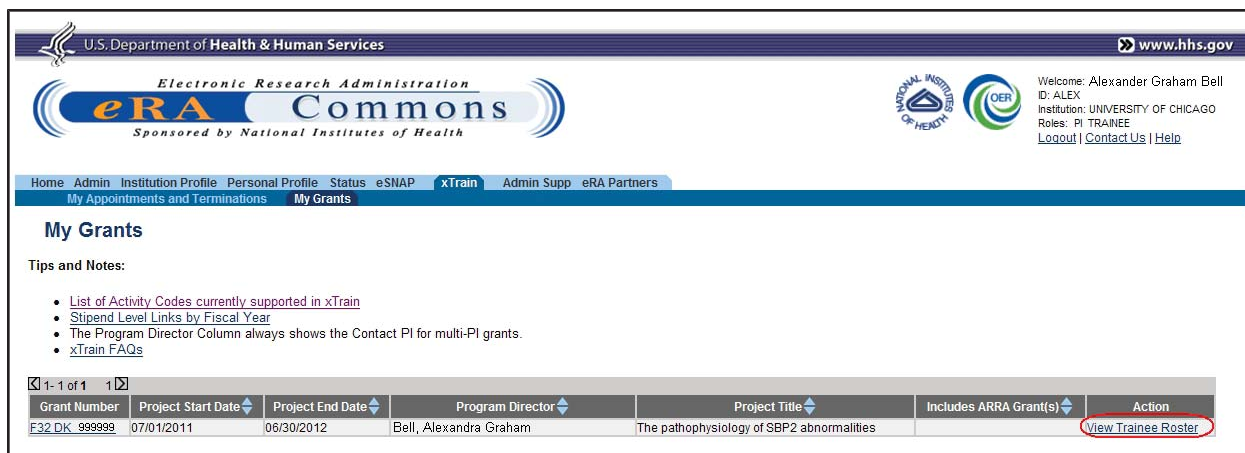


Figure 18: My Grants Screen Displaying the View Trainee Roster Hyperlink

The system displays the *Trainee Roster* screen. Refer to the section/topic titled *Accessing xTrain – PD/PI* for more information on the *Trainee Roster* screen.

3.5.2 View My Appointments and Terminations as Trainee

To view any appointments and/or terminations, click on the **My Appointments and Terminations** tab under the **xTrain** tab.



Figure 19: My Grants Screen Displaying the My Appointments and Terminations Tab

The system displays the *Trainee Appointments and Terminations* screen.

U.S. Department of Health & Human Services | www.hhs.gov

Electronic Research Administration
eRA Commons
Sponsored by National Institutes of Health

NIH | OER | Welcome: Alexander Graham Bell
ID: ALEX
Institution: UNIVERSITY OF CHICAGO
Roles: PI, TRAINEE
Logout | Contact Us | Help

Home | Admin | Institution Profile | Personal Profile | Status | eSNAP | **xTrain** | Admin Supp | eRA Partners

My Appointments and Terminations | My Grants

Trainee Appointments and Terminations

Tips and Notes:

- The Program Director Column always shows the Contact PI for multi-PI grants.

Grant Number	Appointment Type	ARRA	Appointment Start Date	Appointment End Date	Termination Date	Program Director	Institution	Degree Level	Appointment Status	Termination Status	Current Reviewer	View	Action
5T32DK999999-36			2010-07-01	2011-06-30	2011-06-30	REFETOFF, SAMUEL	UNIVERSITY OF CHICAGO	POST-DOC	Terminated	Accepted	TN, AGENCY	View 2271 View TN View Payback	
5T32DK999999-35			2009-07-01	2010-06-30	2011-06-30	REFETOFF, SAMUEL	UNIVERSITY OF CHICAGO	POST-DOC	Terminated	Accepted	TN, AGENCY	View 2271 View TN View Payback	

Figure 20: Trainee Appointments and Terminations Screen

To return to the *Trainee Roster* screen, click on the **My Grants** tab under the **xTrain** tab. Then click on the **View Trainee Roster** hyperlink.

3.6 Accessing xTrain – Admin (SO, BO)

After accessing xTrain, Admin users (BO, SO) are brought to the *List of Grants* screen.

U.S. Department of Health & Human Services | www.hhs.gov

Electronic Research Administration
eRA Commons
Sponsored by National Institutes of Health

NIH | OER | Welcome: Dusty Rhodes
ID: RHOADESD
Institution: UNIVERSITY OF COLORADO DENVER
Roles: SO, FCOI
Logout | Contact Us | Help

Home | Admin | Institution Profile | Personal Profile | Status | RPPR | **xTrain** | FCOI | Admin Supp | eRA Partners

Search for Grants | Search For VIP Appointments and Terminations

List of Grants

When ARRA Funded checkbox is selected, search results will contain Grants and Supplements funded by American Reinvestment and Recovery Act ONLY.

Activity Code	IC	Serial Number	PD Last Name	Project Start Date	Project End Date	ARRA Funded Only
						<input type="checkbox"/>

Search Clear

Figure 21: Search for Grants Screen

3.7 Exiting xTrain

To exit xTrain:

Click the **Log-out** hyperlink located in the upper right corner of the screen.

Electronic Research Administration
eRA Commons
Sponsored by National Institutes of Health

Version 2.28.01

Home | Admin | Institution Profile | Personal Profile | Status | eSNAP | Internet Assisted Review | **xTrain** | Links | eRA Partners | Help

My Grants

Welcome: CHERDMONEY
Institution: MHS UNIVERSITY
Authority: IAR, PI

Log-out

Figure 22: Logout Hyperlink Screen

4 Account Setup

4.1 Account Setup – PD/PI

eRA Commons users with the SO role or AA role can create accounts with Trainee, BO, PD/PI or ASST roles or they can add these roles to existing accounts. Trainees without eRA accounts will be invited to register as part of the xTrain appointment process.

To initiate an eRA Commons account for a Trainee as part of the xTrain process, complete the following steps.

U.S. Department of Health & Human Services | www.hhs.gov

Electronic Research Administration
Sponsored by National Institutes of Health

Welcome: Elf, Keebler
ID: ELF
Institution: UNIVERSITY OF WISCONSIN MADISON
Roles: PI IAR
[Logout](#) | [Contact Us](#) | [Help](#)

Home Admin Institution Profile Personal Profile Status eSNAP Internet Assisted Review **xTrain** Admin Supp eRA Partners

My Grants

Tips and Notes:

- When *ARRA Funded* checkbox is selected, search results will contain Grants and Supplements funded by American Reinvestment and Recovery Act **ONLY**.
- [List of Activity Codes currently supported in xTrain](#)
- [Stipend Level Links by Fiscal Year](#)
- [xTrain FAQs](#)

1- 1 of 1

Grant Number	Project Start Date	Project End Date	Program Director	Project Title	Includes ARRA Grant(s)	Action
T32 ES 999999	07/01/1975	06/30/2013	Elf, Keebler	MOLECULAR & ENVIRONMENTAL TOXICOLOGY PRE- & POSTDOCTORAL TRAINING PROGRAM		View Trainee Roster View Pending Submissions View Trainee Roster

Figure 23: My Grants Screen Displaying the View Trainee Roster Hyperlink

1. Click the **View Trainee Roster** hyperlink on the *My Grants* screen.

U.S. Department of Health & Human Services

Electronic Research Administration
eRA Commons
Sponsored by National Institutes of Health

Welcome: Adnan Eifarra
ID: ELF
Institution: UNIVERSITY OF WISCONSIN MADISON
Roles: PI IAR
[Logout](#) | [Contact Us](#) | [Help](#)

Home Admin Institution Profile Personal Profile Status eSNAP Internet Assisted Review **xTrain** Admin Supp eRA Partners

Trainee Roster

Notes and Tips:

- If an institutional research training appointment or fellowship is ending earlier than initially planned, the PD/PI should initiate a Termination with the new end date, which will automatically amend the period of appointment for a trainee or trigger the process for Agency staff to revise the period of the fellowship award.
- For appointments to institutional career development (K12, KL2, KM1) and research education (R25, R90, RL5, RL9) awards that are ending early, the PD/PI should only use the Termination Notice if specifically instructed to do so by the awarding IC. If a Termination Notice is not required, the new appointment end date should be documented by an amendment to the appointment.

Project: T32 ES 999999
Project Title: MOLECULAR & ENVIRONMENTAL TOXICOLOGY PRE-& POSTDOCTORAL TRAINING PROGRAM
Project Start/End Dates: 07/01/1975 - 06/30/2013

Latest and Previous Awarded Support Years Go

Application	Appointment Type	FY	Appointment		Termination Date	End Date Past?	Degree Level	Appointment Status	Appointment Source	Termination Status	Termination Source	Current Reviewer	View	Action
Trainee/Fellow Name			Start Date	End Date										
5T32ES 99999935 (Budget Period: 07/01/2012 - 06/30/2013) Create New Appointment														
Mast, Full	Reappointment	2012	07/01/2012	06/30/2013		No	POST-DOC	Pending Agency Review	Electronic			2271: AGENCY	View 2271 View Payback	
Sail, Half	Reappointment	2012	07/05/2012	07/04/2013		No	POST-DOC	Pending Agency Review	Electronic			2271: AGENCY	View 2271 View Payback	

Figure 24: Trainee Roster Screen Displaying Create New Appointment Hyperlink

2. On the *Trainee Roster* screen, the PD/PI or the Delegate will click **Create New Appointment** hyperlink under the desired budget period they want to add Trainee.
3. Click the **Identify Trainee** hyperlink from the *Trainee Roster* screen.

Home Admin Institution Profile Personal Profile Status eSNAP **xTrain** Links eRA Partners Help

Enter Trainee Commons User ID

In order to proceed with this operation, you must enter the Commons User ID for the Trainee associated with the grant.

* Trainee User ID:

[Identify Trainee](#)

Figure 25: Enter Trainee Commons User ID Screen

4. Provide search criteria then click **Search** button.

Figure 26: Identify Trainee

NOTE: Wild-card character (%) is allowed after the first three letters of the Last Name.

5. If no records are found, you can refine the search and try again. OR...
6. If unable to find a match, select **Create New Trainee Profile** button.

Figure 27: Create New Trainee Profile Button

7. Provide required info then click **Continue** button.

Figure 28: Create New Trainee Profile Screen

The *Statement of Appointment* screen will appear.

Degree(s) Earned/In Progress	Completion Date	Major/Minor	Degree Completed?
BSN	05/1988	/	Y

Figure 29: Statement of Appointment (2271 Form – Top Portion)

Here are the Business Rules for bottom portion of the Statement of Appointment Form.

1. Period cannot exceed 12 months and the start date must fall within the budget period.
2. The Stipend level must be entered for everyone except for scholars and participants. Must be appropriate to trainee degree and experience.
3. Users enter salaries/other compensation for a whole or partial year for scholars or

participants.

4. Must recalculate date if calendar boxes are used.

For information on the Grant's Policy Statement, please refer to Section 11.3.7, *Initiation of Support*, at this web site. http://grants.nih.gov/grants/policy/nihgps_2013/nihgps_ch11.htm#Toc271265126

The screenshot shows the 'Statement of Appointment' form. At the top, it asks for the 'Field of Research Training or Career Development' with a dropdown menu set to 'Developmental Biology (1620)'. Below this is the 'Period of Appointment' section, which includes 'From' and 'To' date pickers (04/01/2011 and 03/31/2012), a duration selector (12 months, 0 days), and a 'Re-calculate' button. The 'Support for Period of Appointment' section includes a 'Type' dropdown (0 - 37,740 POST-DOC), a 'Stipend/Salary/Other Compensation' text box (37740), and other fields for Tuition/fees, Travel, and Total. A row of buttons at the bottom includes Save, Cancel, Reset, Save & Route to Trainee, Delete, View PDF, and Save & Submit to Agency.

Figure 30: Statement of Appointment (2271 Form – Bottom Portion)

7. Enter in all the required fields. Then click the appropriate **Save** button.
8. The *Invite Trainee to Register* screen has 2 option buttons:
 - a. **Invite Trainee Now**
 - b. **Invite Trainee Later**

The screenshot shows the 'Invite Trainee to Register' screen. At the top, it features the 'Electronic Research Administration eRA Commons' logo and 'Sponsored by National Institutes of Health'. Below the logo is a navigation bar with links: Home, Admin, Institution Profile, Personal Profile, Status, eSNAP, Internet Assisted Review, xTrain, Links, eRA Partners, Help. The main heading is 'Invite Trainee to Register'. Below the heading is a paragraph of text: 'Please select the "Invite Trainee Now" button. An email invitation to register for a Commons User ID will be sent to the Trainee and you will return to the 2271 form. If you decide to "Invite Trainee Later", the "Invite Trainee" button will appear at the bottom of the 2271 form for future use.' Below this is a note: 'Note: The 2271 form cannot be routed to the Trainee until you receive an email with the Trainee's User ID or the "Trainee Registered" event appears in the 2271 Routing History.' At the bottom, there are two buttons: 'Invite Trainee Now' and 'Invite Trainee Later'.

Figure 31: Invite Trainee to Register Screen

If the **Invite Trainee Now** button is selected, the system sends an email to the Trainee. Within the email will be a hyperlink to begin Creating a New Account.

If the **Invite Trainee Later** button is selected, you will return to the 2271 form. The **Re-invite Trainee** button will appear at the bottom of the 2271 form for future use.

The screenshot shows a web form titled "Is the Trainee in a dual-degree program (e.g. M.D./Ph.D.)?". It contains several sections:

- Prior NRSA Support:** A table with columns: Grant #, ARRA, PI, Appointment Start Date, Appointment End Date, Stipend Salary Amt, Degree Level, and Status.
- Field of Research Training or Career Development (for this appointment):** A dropdown menu currently showing "Bioprocessing and Fermentation (1520)".
- Period of Appointment:** Fields for "From (MMDD/YYYY)" (07/01/2010) and "To (MMDD/YYYY)" (06/30/2011), with a duration of 12 months and 0 days. A "Re-calculate" button is present.
- Support for Period of Appointment:** A table with columns "Type" and "Total for this Grant (Omit cents)".

Type	Total for this Grant (Omit cents)
* Stipend Level or Salary	PRE - 21,180 PRE-DOC
* Stipend/Salary/Other Compensation	21180
* Tuition/fees (estimated)	0
* Travel	1000
Total	22180

 At the bottom, there are buttons: Save, Cancel, Re-invite Trainee to Register (highlighted with a red circle), Delete, View PDF, and Save & Submit to Agency.

Figure 32: Invite Trainee Later Screen

Processing of the 2271 form cannot be continued until the Trainee has registered. This event appears in the 2271 Routing History.

4.2 Account Setup – Trainee

The Program Director/Principal Investigator (PD/PI) initiates the Trainee’s training appointment within the xTrain system and routes the Appointment Form (2271) to the Trainee. The Trainee uses xTrain to complete the form and route it back to the PD/PI with his or her electronic signature. A similar process is used again at the end of a Trainee’s Appointment with a Termination Notice.

NOTE: Trainee must be a U.S. citizen or permanent resident at the time of the appointment.

4.2.1 Setting Up eRA Commons Account

If you already have an account, the Trainee role will be added, and you will be asked to update your Personal Profile.

If you do not have an eRA Commons account, the xTrain system will automatically send you an e-mail with a hyperlink and instructions for registering in Commons as part of the Appointment or Termination process.

To: <Trainee Email>

Subject: eRA Commons – xTrain: Create an Account

Dear Trainee:

This is a system-generated invitation to the eRA Commons xTrain website in connection with your participation as a Trainee for Program Director [PI name] on a Grant [Grant #].

To participate in the Appointment and/or Termination forms submission, you will need to log on to the eRA Commons website with a user name and password.

Please visit this web site to create your account as soon as possible. Open your Web browser and go to the URL <insert customized registration url with encrypted person_id> (You can copy and paste this address into the "Location" window of your browser, and press Enter. If the URL doesn't work, make sure it is complete and hasn't been broken over multiple lines. If the URL spans more than one line make sure you are entering all of it in the location window of your browser and that there are no spaces in the address.)

Follow the instructions on the screen to enter information about yourself. You will also be asked to verify the public information that NIH has on file to ensure your information is both accurate and complete.

After submitting your registration request, you should receive a notification about your account activation within 2-5 business days; it will contain the URL for the eRA Commons web site. At that time you will be able to access xTrain with temporary password which will be sent to you in a separate email. Please note that you cannot use eRA Commons xTrain system until your account is active.

Figure 33: Sample e-mail Letter to Trainee

For more information on setting up trainee accounts, please refer to the Account Management System (AMS) user guide located at http://era.nih.gov/files/AMS_user_guide.pdf.

After the account creation is completed, an email is sent to the trainee to invite the trainee to register. After registering an email is sent stating that the account request is being reviewed by NIH. When the account is approved, another email is sent stating that the account has been created and the user name. A separate email is sent which contains a temporary password for accessing Commons. After logging in with the temporary password, you are prompted to change the password.

4.3 Account Setup – Trainee from the Manage Account Tab

An SO or other Commons user with Administrative roles can use the eRA Commons *Create Account* screen to create or manage a Trainee account from the **Manage Account** tab using a similar process as in the xTrain module.




Figure 34: Account Administration Screen Displaying Manage Accounts Tab

For more information on setting up trainee accounts, please refer to the Account Management (AMS) user guide located at http://era.nih.gov/files/AMS_user_guide.pdf.

5 Personal Profile

Each eRA Commons account has an associated Personal Profile screen that includes information specific to the account holder.

Personal profile information is used to pre-populate appointment and termination forms in xTrain. The xTrain system will check to ensure that you have provided all the necessary information prior to routing your xTrain forms back to the PD/PI.

5.1 Creating Personal Profile

Once an xTrain Trainee account is created (for instructions on creating a Trainee account see section *Account Setup*), the Trainee must log into eRA Commons and access each of the trainee specific Personal Profile pages to provide the information used to populate xTrain-related forms.

xTrain will check the Trainee's Profile during the Appointment and Termination process and will generate Errors and/or Warnings if expected information is not provided or conflicts with NIH policies for the designated type of appointment.

In order to complete their personal profile successfully, the user must enter information in each of the tabs listed below the **Personal Profile** tab:

- **Personal Information**
- **Race/Ethnicity**
- **Residential Address**
- **Degrees/Residency**
- **Trainee Specific**

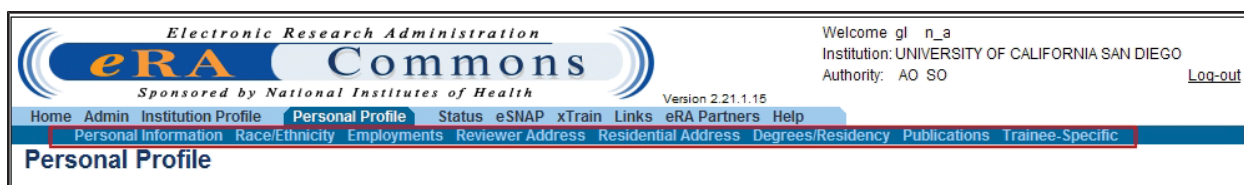


Figure 35: Personal Profile Tab

Carefully fill out your Personal Profile, paying particular attention to:

- *Personal Information* screen:
 - **Gender**
 - **Social Security Number (SSN)** – Trainees are asked to voluntarily provide the last four digits of their SSN. This helps the Agency identify you and manage your records in the eRA system.

- **Citizenship ***
- **Date of Birth (DOB)**
- **Disabilities ***
- *Race/Ethnicity* screen:
 - **Race**
 - **Ethnicity**
- *Residential Address*
- *Degrees/Residency* screen:
 - Enter all relevant degrees earned or in process
- *Trainee-Specific Information* screen:
 - Questions about outstanding U.S. Federal debt and disadvantaged background. Provide explanation, if necessary.
- **Race/Ethnicity/Disability/Disadvantaged Background:** Responses to these items will help provide statistical information on the participation of individuals from diverse groups in Agency programs and identify inequities in terms of recruitment and retention based on race, ethnicity, disability, and/or disadvantaged background.

NOTE: Items with an asterisk are required fields although not all of the required fields for trainees are marked with an asterisk on all of the screens. In these situations, text indicates that they are required.

5.2 Personal Profile Fields Checked by xTrain

The xTrain system relies on having current and complete information in a trainee's personal profile in eRA Commons. If xTrain identifies an issue with invalid or missing trainee profile information, an error will be generated and it must be corrected before completing the xTrain function.

Trainees must keep their profiles up to date, paying special attention to the following fields that are checked within xTrain:

- *Personal Information* screen: gender, citizenship, disabilities, SSN (requested but not required), and date of birth
- *Race/Ethnicity* screen: ethnicity and race(s)

NOTE: Trainee Race, Ethnicity, Disabilities, Gender, and Birth Date must be entered. Where available, **Do not wish to provide** can be used. Trainees must enter this information on the *Personal Profile* screen in eRA Commons.

- *Residential Address* screen: Trainee should provide permanent address (i.e., where trainee can be reached after the completion of the program)
- *Degrees/Residency* screen: enter all relevant degrees earned or in process, and residency information, if applicable
- *Trainee-Specific Information* screen: answer all the required questions and provide an explanation, if necessary.

5.3 Personal Information

The following fields on the *Personal Information* screen are checked by xTrain:

- **First Name**
- **Last Name**
- **DOB – Date of Birth**
- **Citizenship**
- **Disabilities**
- **eRA Email**
- **Gender**

NOTE: The following fields are required: **First Name:**, **Last Name:**, **Gender:**, **DOB**, **Citizenship Country:**, **eRA Email:**, and the **Do you have a disability?** question.

NOTE: The eRA Email field is used for xTrain notifications and the Forgot Password function should be the same email address used when the user registered with eRA Commons.

The screenshot shows the 'Personal Information' form in the eRA Commons system. The form is titled 'Personal Information' and includes sections for 'Identifying Information' and 'Disabilities'. Red boxes highlight required fields: First Name, Last Name, Gender, DOB, and the Submit button. The 'Disabilities' section has radio buttons for 'Yes', 'No', and 'Do not wish to provide', and checkboxes for 'Hearing', 'Visual', 'Mobility/Orthopedic Impairment', and 'Other'.

Figure 36: Personal Information - Required Fields

Once all information has been entered into the *Personal Profile* screen, click the **Submit** button.

NOTE: Because the Personal Profile module is used by multiple eRA services, some fields are required only in specific circumstances. In addition, not all fields that are checked are marked as required on the profile screens.

5.3.1 Citizenship

Check the box corresponding to your citizenship and visa status. If not a U.S. citizen, list the country of citizenship.

Kirschstein-NRSA trainees and institutional career development scholars must be U.S. citizens, non-citizen nationals, or permanent residents of the United States. A non-citizen national is an individual who, although not a citizen of the United States, owes permanent allegiance to the United States. Individuals in this category are generally born in lands which are not States, but which are under U.S. sovereignty, jurisdiction, or administration (e.g., American Samoa).

Trainees in non-NRSA research training programs and participants in research education award programs should consult the applicable Funding Opportunity Announcement (FOA) for citizenship requirements.

Following the submission of their appointment through xTrain, trainees who are permanent residents of the U.S. must submit a signed and notarized statement certifying that they have (1) a Permanent Resident Card (USCIS Form I-551), or (2) other legal verification of such status.

For more information on paperwork for permanent residents, please refer to the Grants Policy Statement section at this web site: http://grants.nih.gov/grants/policy/nihgps_2013/nihgps_ch11.htm#_Toc271265042

5.4 Race/Ethnicity

The **Race and Ethnicity** tab should be selected, and the requested information supplied, after all information under the **Personal Information** tab has been completed.

Figure 37: Race/Ethnicity Screen

Responses to the items on this screen will help provide statistical information on the participation of individuals from diverse groups in Public Health Service (PHS) programs and identify inequities in terms of recruitment and retention based on race, ethnicity, disability, and/or disadvantaged background.

Trainees, scholars, and participants are strongly encouraged to provide this information; however, declining to do so will in no way affect their appointments.

This information will be retained by the PHS in accordance with and protected by the Privacy Act of 1974. Racial/ethnic/disability/background data are confidential and all analyses utilizing the data will report aggregate statistical findings only and will not identify individuals. (See the Privacy Act Statement for more information at <http://www.usdoj.gov/privacy-file.htm>.)

Once all information has been entered into the *Personal Profile* screen, click the **Submit** button.

5.4.1 Race

Check all of the boxes that apply or check **Do Not Wish to Provide**.

American Indian or Alaska Native: A person having origins in any of the original peoples of North, Central, or South America and maintains tribal affiliation or community.

Asian: A person having origins in any of the original peoples of the Far East, Southeast Asia, or the Indian subcontinent including, for example, Cambodia, China, India, Japan, Korea, Malaysia, Pakistan, the Philippine Islands, Thailand, and Vietnam.

Black or African American: A person having origins in any of the black racial groups of Africa. Terms such as *Haitian* or *Negro* can be used in addition to *Black* or *African American*.

Native Hawaiian or Other Pacific Islander: A person having origins in any of the original peoples of Hawaii, Guam, Samoa, or other Pacific Islands.

White: A person having origins in any of the original peoples of Europe, the Middle East, or North Africa.

5.4.2 Ethnicity

The user must select either **Non-Hispanic**, **Hispanic** or **Intentionally Withheld**.

Hispanic or Latino: A person of Cuban, Mexican, Puerto Rican, South or Central American, or other Spanish culture or origin, regardless of race. The term, *Spanish origin*, can be used in addition to *Hispanic* or *Latino*.

5.5 Residential Address

The trainee should provide the permanent address (i.e., where the trainee can be reached after the completion of the program). Give an address where the appointed individual can be reached by mail after completion of the program. Do not give the present address unless it is considered permanent.

Once all information has been entered, click the **Submit** button.

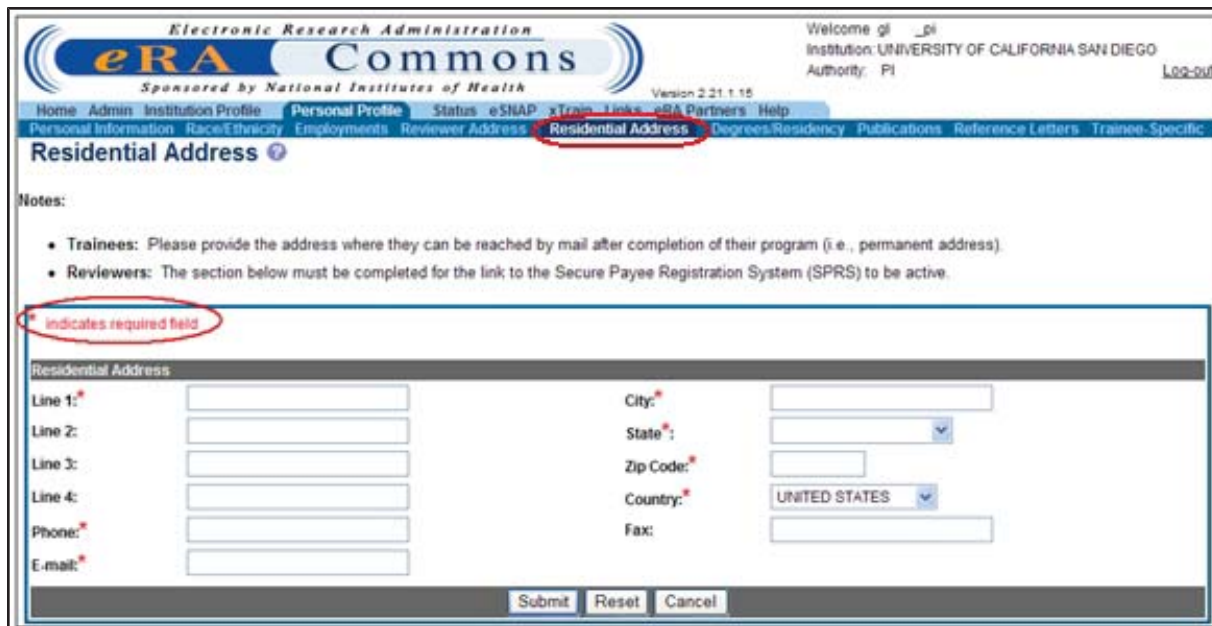


Figure 38: Residential Address Screen

5.6 List of Degrees

xTrain will check Degree information as part of the Appointment process as follows:

- PRE-BACCALAUREATE: does not have a bachelor’s degree
- PRE-DOC: must have a Bachelor’s Degree or equivalent
- POST-DOC: must have a PhD, MD, or equivalent

NOTE: Trainee should provide information on degrees in progress and their expected completion date.

Use the Add New Degree button to provide new or additional degree information.

U.S. Department of Health & Human Services | www.hhs.gov

Electronic Research Administration
eRA Commons
Sponsored by National Institutes of Health

Welcome: James Bond
ID: BOND007
Institution: UNIVERSITY OF WISCONSIN
Roles: PI TRAINEE POSTDOC
Logout | Contact Us | Help

Home Admin Institution Profile Personal Profile Status eSNAP xTrain Admin Supp eRA Partners
Personal Information Race/Ethnicity Employments Reviewer Specific Residential Address **Degrees/Residency** Publications Reference Letters Trainee-Specific

List of Degrees

Notes and Tips:

- Include all degrees completed or in progress.
- In addition to reporting, degree information is sometimes used to validate application information or populate system forms.
- Current information is critical as it can determine eligibility for certain types of appointments/awards and can affect stipend level for Trainees.
- Enter your most recent Residency Information.
- If you have questions regarding ESI Eligibility Information, follow this link: [ESI Eligibility Information](#)
- If you have questions regarding Terminal Research Degree, follow this link: [Terminal Research Degree](#)
- Make sure that your most recent research degree is marked as your terminal degree.

Degrees 1- 3 out of 3 records

Degree	Institution	Completion Date	Degree Completed?	Major	Action	Terminal Research Degree
BA: BACHELOR OF ARTS	Johns Hopkins University	05/2005	Y	Cognitive Science	Edit Delete	
MS: MASTER OF SCIENCE	University of Wisconsin-Madison	12/2007	Y	Educational Psychology	Edit Delete	
PHD: DOCTOR OF PHILOSOPHY	University of Wisconsin-Madison	05/2012	Y	Educational Psychology	Edit Delete	Y

[Add New Degree](#)

Medical Residency

Area of Medical Residency	End date or Expected End Date of Medical Residency	Action	Early Stage Investigator Status	End of Eligibility Date
No Medical Residency information entered.			Eligible	05/2022

[Add Medical Residency](#)

[Close](#)

Figure 39: List of Degrees Screen

5.6.1 Medical Residency Information

In order to provide Medical Residency information, at least one degree has to be reported within the user Personal Profile Degrees/Residency section of Commons.

Residency

- Enter your most recent Residency Information
- If you have questions regarding ESI Eligibility Information, follow this link: [ESI Eligibility Information](#)

A degree has been added successfully.

Degrees 1 - 1 out of 1 records

Degree	Institution	Completion Date	Degree Completed?	Major	Action
DDS: DOCTOR OF DENTAL SURGERY	Columbia University College of Dental Me	07/2008	Y		Edit Delete

[Add New Degree](#)

Medical Residency

Area of Medical Residency	End date or Expected End Date of Medical Residency	Action	Early Stage Investigator Status	End of Eligibility Date
No Medical Residency information entered.			Eligible	07/2018

[Add Medical Residency](#)

[Close](#)

Figure 40: List of Degrees Screen

Once degree information has been registered within Commons, a user can provide either completed or in-progress Medical Residency information by entering minimally the end date, or expected end date in the Residency screen.

Figure 41: Add Medical Residency Screen

Related to degrees and residency is the Early Stage Investigator (ESI) status associated with the necessary ESI policies. In order to address both the duration of training and to protect the flux of new investigators, the NIH announced a new policy in fiscal year 2009 involving the identification of Early Stage Investigators (ESIs). ESIs are New Investigators who are within 10 years of completing their terminal research degree or within 10 years of completing their medical residency at the time that they apply for R01 grants. Applications from ESIs will be given special consideration during peer review and at the time of funding. Peer reviewers will be instructed to focus more on the proposed approach than on the track record, and to expect less preliminary data than would be provided by an established investigator. To this end, degree and residency information is directly related to ESI status. For more information on new and early stage investigator policies, go to http://grants1.nih.gov/grants/new_investigators/index.htm#defearlystage

5.6.2 Trainee-Specific Information

The Trainee-Specific Information screen includes additional information required for participation in institutional research training, career development or research education.

Figure 42: Trainee-Specific Information Screen

5.6.3 Statement of Non-delinquency on U.S. Federal Debt

A Statement of Non-delinquency on Federal Debt is required for each particular appointment period and is to be completed by each individual (trainee) appointed to receive financial support under a PHS institutional training grant.

If the prospective trainee is delinquent on Federal debt, the PHS must review the explanation. In such cases, the PHS shall (a) take such information into account when determining whether the prospective trainee is responsible with respect to that appointment, and (b) consider not approving the appointment until payment is made or satisfactory arrangements are made with the agency to which the debt is owed.

Therefore, it may be necessary for the PHS to contact the prospective trainee before the appointment can be approved to confirm the status of the debt and ascertain the payment arrangements for its liquidation. Individuals failing to liquidate indebtedness to the Federal Government in a businesslike manner place themselves at risk of not receiving PHS financial assistance.

The PHS awarding component shall notify the grantee institution in writing of its decision regarding the approval of a prospective appointee where this appointment discloses delinquency on Federal debt.

The trainee must check the appropriate box. If the “Yes” box is checked, please provide an explanation in the space provided.

NOTE: This question applies only to the trainee being appointed and does not apply to the Program Director submitting the form.

Examples of Federal Debt include delinquent taxes, audit disallowances, guaranteed or direct student loans, FHA loans, business loans, and other miscellaneous administrative debts. For purposes of this certification, the following definitions of “delinquency” apply:

- For direct loans and fellowships (whether awarded directly to the applicant by the Federal Government or by an institution using Federal funds), a debt more than 31 days past due on a scheduled financial payment. (This definition excludes service payback under a National Research Service Award.)
- For guaranteed and insured loans, recipients of a loan guaranteed by the Federal Government that the Federal Government has repurchased from a lender because the borrower breached the loan agreement and is in default.

5.6.4 Disadvantaged Background

To provide guidance in answering this question, the Trainee-Specific Information screen (See Figure 32) provides a hyperlink to further information on disadvantaged background.

Individuals from disadvantaged backgrounds are typically high school students or undergraduates, and:

- Come from a family with an annual income below established low-income thresholds. These thresholds are based on family size, published by the U.S. Bureau of the Census; adjusted annually for changes in the Consumer Price Index; and adjusted by the Secretary for use in all health professions programs. The Secretary periodically publishes these income levels at <http://aspe.hhs.gov/poverty/index.shtml>. For individuals from low income backgrounds, the institution must be able to demonstrate that such candidates have qualified for Federal disadvantaged assistance or that they have received any of the following student loans: Health Professional Student Loans (HPSL), Loans for Disadvantaged Student Program, or that they have received scholarships from the U.S. Department of Health and Human Services (HHS) under the “Scholarship for Individuals with Exceptional Financial Need”, or
- Come from a social, cultural, or educational environment such as that found in certain rural or inner city environments that have demonstrably and recently directly inhibited the individual from obtaining the knowledge, skills, and abilities necessary to develop and participate in a research career.

Under extraordinary circumstances the PHS may, at its discretion, consider an individual beyond the undergraduate level to be from a disadvantaged background. Such decisions will be made on a

case-by-case basis, based on appropriate documentation. Trainees beyond the undergraduate level should consult with their training grant PD/PIs for further instructions.

6 Search for WIP Appointments and Terminations - SO/BO

When the **xTrain** tab is selected for users with the BO and SO role, the *List of Grants* screen is the default screen. There is a **Search for WIP Appointments and Terminations** tab that when clicked displays the *Search for WIP Appointments and Terminations* screen. This screen provides the user the ability to find appointments, re-appointments, amendments and termination notices that are Work in Progress (WIPs). That is, the Appointments and Termination Notices are still in the process of being submitted or, if already submitted, not yet accepted.

1. To access the screen, click the **Search for WIP Appointments and Terminations** tab.

Figure 43: Search for WIP Appointments and Terminations Screen

The Search Criteria include **Trainee Last Name**, **Trainee First Name**, **Grant # Type**, **Activity Code**, **IC**, **Serial Number**, **Year**, **Suffix**, **PD Last Name**, and **PD First Name**. If the **ARRA Funded Only** check box is selected, the system only displays ARRA funded grants.

NOTE: A red asterisk (*) next to the field name indicates a required field. Of these search fields, **IC** (Institute/Center) field is required.

2. Enter the appropriate search criteria.

In addition, the system requires searching by **WIP Record Status**.

The WIP Appointment statuses are:

- *In Progress PI* - The PD/PI is the current reviewer of the form.
- *In Progress Trainee* – The trainee is the current reviewer of the form.
- *All WIP Records*- The system displays all in progress records if appropriate.

The WIP Termination statuses are:

- *In Progress PI* - The PD/PI is the current reviewer of the form.
 - *In Progress Sponsor* – The Sponsor is the current reviewer of the form.
 - *In Progress BO* - The BO is the current reviewer of the form.
 - *All WIP Records*- The system displays all in progress records if appropriate.
3. Select the appropriate appointment or termination status.
 4. Click the **Search** button to execute the search or click the **Clear** button to clear out the search criteria.

When the **Search** button is clicked, the system displays the search results. If no records are found, the system displays the following message: *No records returned. Refine the search and try again.*

Trainee Name	Appointment Type	Grant Number	ARRA Flag	Appointment Start Date	Appointment End Date	Termination Date	Program Director	Institution	Degree Level	Source	Appointment Status	Paper Signature Received?	Termination Status	Current Reviewer	Proxy TN	View	Action
Shorts, Jim	New	3T32DK999999-39		07/01/2013	06/30/2014		Sweitzer, Albert	UNIVERSITY OF COLORADO DENVER	POST-DOC	Electronic	In-Progress Trainee	Payback: Yes Uncheck		2271:		View 2271	2271 Form
Light, Bud	New	3T32DK999999-09		07/01/2013	06/30/2014		Saik, Jonas	UNIVERSITY OF COLORADO DENVER	POST-DOC	Electronic	In-Progress PI	Payback: No Check		2271:		View 2271	2271 Form
Case, Sue	New	3T32DK999999-08S1		06/14/2010	08/06/2010		Hugo, Victor	UNIVERSITY OF COLORADO DENVER	PRE-DOC	Electronic	In-Progress PI	US Res: No Check		2271:		View 2271	2271 Form
Beach, Sandy	New	3T32DK999999-08S1		04/14/2010	05/15/2010		Snidley, Whiplash	UNIVERSITY OF COLORADO DENVER	PRE-DOC	Electronic	In-Progress PI			2271:		View 2271	2271 Form

Figure 44: Search for WIP Appointments and Terminations Screen Displaying Appointment Search

The following hyperlinks are available in the **Appointment Status** column.

- *In Progress Trainee*
- *In Progress PI*
- *Accepted*

The following hyperlinks are available in the **Termination Status** column.

- *In Progress PI*
- *In Progress Sponsor*
- *In Progress BO*
- *Accepted*

When any of these hyperlinks are clicked the system displays the appropriate *Routing History* screen. For more information, please refer to the [Routing History](#) topic.

The following hyperlinks are available in the **View** column.

- **View 2271**
- **View Payback**

- **View TN**

When any of these hyperlinks are clicked the system displays the appropriate form in a PDF format. For more information please refer to the [View 2271 and View TN](#) topic or the [Payback Agreement](#) form topic.

The following hyperlinks are available in the **Action** column.

- **2271 Form**
- **Term Notice**

When the **2271 Form** hyperlink or the **Term Notice** hyperlink is clicked, the system displays the *Statement of Training Appointment* form screen or the *Termination Notice* form screen respectively. On both screens, there is a **Cancel** button and a **View PDF** button.

On *Statement of Training Appointment* form screen there is also a **Validate** button that when clicked, the system displays any validation errors. The validation process does not change any status. For more information, please refer to the [Appointment Errors/Warnings Quick Reference](#) topic for more information.

7 Appointments

A trainee may be appointed at any time during the grant budget period for an appointment period of 9 to 12 months (for T-activity codes that are not T35), without prior approval by the NIH awarding office.

The time period may be different for scholars appointed to institutional career development awards and participants appointed to research education awards.

At the time of the initial appointment and any subsequent reappointment, the training PD/PI must submit a Statement of Appointment to the NIH awarding office. The Statement of Appointment includes biographical and other information on the trainee and the stipend level for the period of appointment.

In addition to the Statement of Appointment, a signed Payback Agreement must be submitted for each postdoctoral trainee who is in his/her first 12 months of Kirschstein-NRSA postdoctoral support.

For more information concerning the 2271 form, see *Appendix A – Statement of Appointment (Form PHS 2271)* in the external xTrain user guide located at http://inside.era.nih.gov/files/xTrain_UG_v2.26.0.0.pdf.

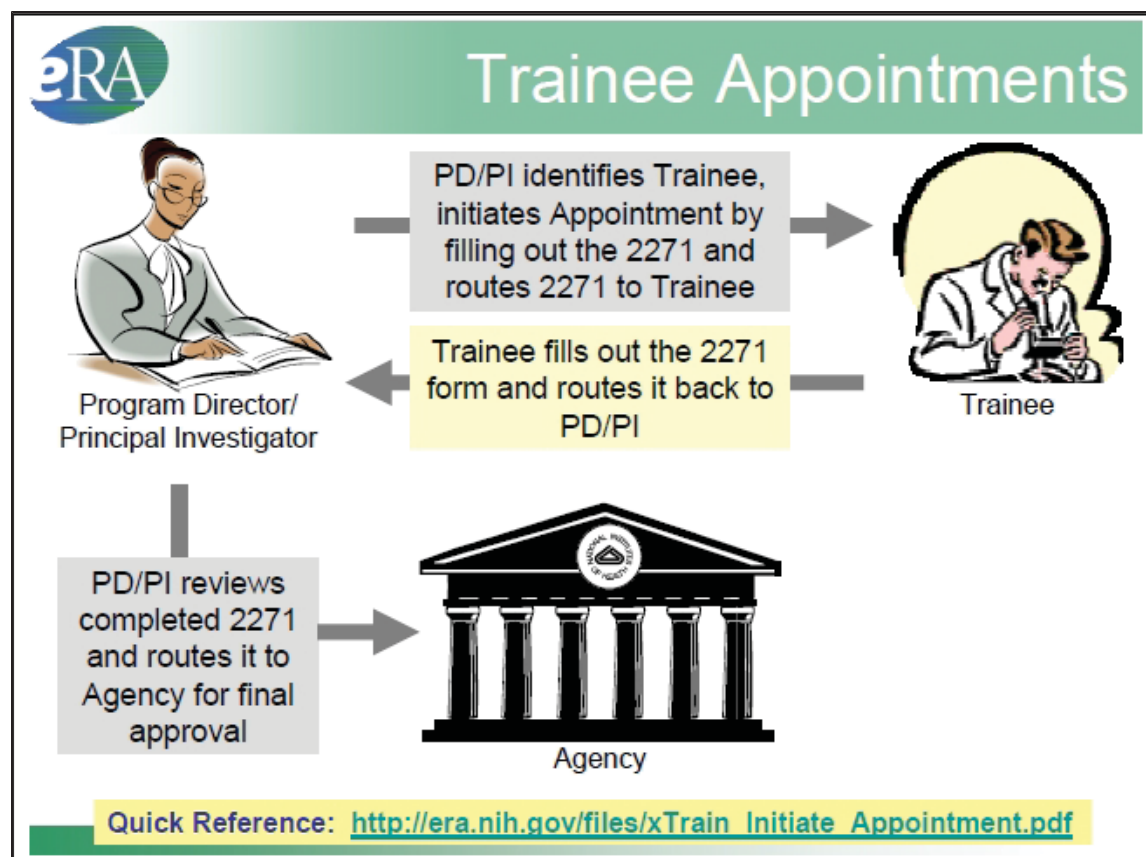


Figure 45: Appointment Process Flow

7.1 Create New Appointment – PD/PI

To create an appointment:

1. PD/PI logs into eRA Commons and selects the **xTrain** tab to bring up the *My Grants* screen. PD/PI is presented with a list of his/her grants.
2. PD/PI chooses a grant and clicks the **View Trainee Roster** hyperlink.



Figure 46: My Grants Screen

3. Click **Create New Appointment** beside the desired grant.

The screenshot shows the 'PD/PI Trainee Roster' screen. It features a table with columns: Application, Appointment Type, FY, Appointment Start Date, Appointment End Date, Termination Date, End Date, Degree Level, Appointment Status, Appointment Source, Termination Status, Termination Source, Current Reviewer, View, and Action. The first row shows a 'New' appointment for 'Beaker, Kim Esty' with a 'Create New Appointment' link circled in red. Other rows show 'Reappointment' and 'Terminated' appointments for 'Beauty, Sleeping' and 'Boys, Beagle'.

Application	Appointment Type	FY	Appointment Start Date	Appointment End Date	Termination Date	End Date	Degree Level	Appointment Status	Appointment Source	Termination Status	Termination Source	Current Reviewer	View	Action
ST32MHC12006-04 (Budget Period: 07/01/2006-06/30/2007)	New	2006	07/01/2006	06/30/2007			PRE-DOC	Pending Agency Review	Electronic			2271: AGENCY	View 2271	- 2271 Form
Beauty, Sleeping	Reappointment	2006	07/01/2006	06/30/2007	06/30/2007		POST-DOC	Terminated	Electronic	Accepted	Electronic	2271: AGENCY TN: AGENCY	View 2271 View TN View Feedback	- Term Notice
Boys, Beagle		2006	07/01/2006	06/30/2007			PRE-DOC	Accepted	Paper				View 2271	- Amend 2271 - Instate TN

Figure 47: PD/PI Trainee Roster Screen

4. Enter the Trainee Commons User ID in the **Trainee User ID:** box then click the **Continue** button. The system associates the Trainee with the grant and displays the *Statement of Appointment* screen.



Figure 48: Enter Trainee Commons User ID Field

If the PD/PI does not have the **Trainee User ID:**, click on the **Identify Trainee** hyperlink to enter other search parameters to help locate an existing **Trainee User ID:** or click **Create New Trainee Profile** to create a new trainee profile.

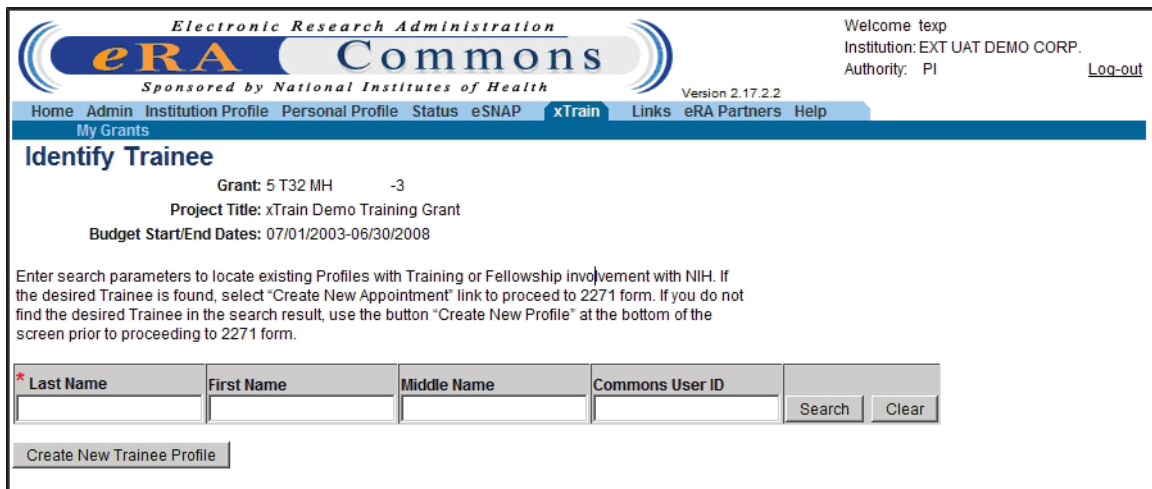


Figure 49: Identify Trainee Screen

After identifying a Trainee, the PD/PI is presented with a 2271 form with some fields pre-populated from the Trainee’s Personal Profile.

Home	Admin	Institution Profile	Personal Profile	Status	eSNAP	xTrain	Links	eRA Partners	Help								
My Grants																	
Statement of Training Appointment																	
Project Number: T32 DK 065517																	
Appointment Status:																	
Project Title: RESEARCH TRAINING IN PEDIATRIC NEPHROLOGY																	
Institution: EXT UAT DEMO CORP.																	
PD Name: Money, Cher D																	
PHS 2271 OMB No. 0925-0001																	
* indicates required field																	
Trainee Personal Information																	
For every research training appointment or re-appointment, trainees should review and update their personal information by using the Personal Profile link at the top of this page. Except for the e-mail address, personal information may only be entered or modified by the trainee.																	
Last Name, First Name, MI: Beaker, Kim Estry																	
Address Line 1: 123 My Street																	
Address Line 2:																	
Address Line 3:																	
Address Line 4:																	
City, State, ZIP: My City, VA, 20882																	
Country: UNITED STATES																	
* Email: nihelectronicssubmiss@i																	
Phone: 555-111-2222																	
Fax:																	
<table border="1"> <thead> <tr> <th>Degree(s) Earned/In Progress</th> <th>Completion Date</th> <th>Major/Minor</th> <th>Degree Completed?</th> </tr> </thead> <tbody> <tr> <td>BSN</td> <td>05/1988</td> <td>I</td> <td>Y</td> </tr> </tbody> </table>										Degree(s) Earned/In Progress	Completion Date	Major/Minor	Degree Completed?	BSN	05/1988	I	Y
Degree(s) Earned/In Progress	Completion Date	Major/Minor	Degree Completed?														
BSN	05/1988	I	Y														

Figure 50: Statement of Appointment (2271 Form) – Top Portion

Here are the Business Rules for bottom portion of the Statement of Appointment Form.

1. Period cannot exceed 12 months and the start date must fall within the budget period.
2. The Stipend level must be entered for everyone except for scholars and participants. Must be appropriate to trainee degree and experience.
3. Users enter salaries/other compensation for a whole or partial year for scholars or participants.
4. Must recalculate date if calendar boxes are used.

For information on the Grant's Policy Statement, please refer to Section 11.3.7, *Initiation of Support*, at this web site. http://grants.nih.gov/grants/policy/nihgps_2013/nihgps_ch11.htm#Toc271265126

Field of Research Training or Career Development (for this appointment)
 Choose a specific subfield (e.g., biological chemistry) unless the broader category (e.g., biochemistry) fits best
 ---Developmental Biology (1620)

Period of Appointment
 * From (MM/DD/YYYY) 1. 04/01/2011
 * To (MM/DD/YYYY) 03/31/2012
 12 months 0 days 3. Re-calculate Please "Re-calculate" if calendar boxes were used to select dates.

Support for Period of Appointment
 Type
 * Stipend Level or Salary 2. 0 - 37,740 POST-DOC 4.
 * Stipend/Salary/Other Compensation 37740
 * Tuition/fees (estimated) 0
 * Travel 0
 Total 37740

Save Cancel Reset Save & Route to Trainee Delete View PDF Save & Submit to Agency

Figure 51: Statement of Appointment (2271 Form) – Bottom Portion

- The PD/PI fills out the additional required (*) information in the Period of Performance and Support for Period of Performance sections, and clicks Save to save the form.

Additional action buttons appear at the bottom of the form after the initial save. Once the form is complete, click the **Save & Route to Trainee** button. The system will check the form prior to routing. Any identified errors must be corrected prior to routing. Warnings may be addressed at your discretion.

Save Cancel Reset Save & Route to Trainee Delete View PDF Save & Submit to Agency

Figure 52: Additional Appointment Action Buttons

- Provide comments to be sent via e-mail to the next recipient of the form, and then click the **Continue** button.

Provide Comments
 Please enter comments below to send them by e-mail to the next recipient of this form.

Comments:
 I have started the 2271 form needed for you Appointment. Please complete the remaining information and route it back to me. Give me a call if you have any questions.
 -Cher D. Honey

Continue Cancel

Figure 53: Create Appointment - Provide Comments Screen

NOTE: Comments can also be seen from the Routing History. The **Comments:** text box is limited to 2000 characters.

7. After the *Appointment Initiation Confirmation* notice appears, click the **Done** button.



Figure 54: Appointment Initiation Confirmation Screen

8. The status of 2271 is changed to **In Progress Trainee**.

Application	Appointment	FY	Appointment		Termination	End	Degree	Appointment	Appointment	Termination	Termination	Current	View	Action
Trainee Name	Type		Start Date	End Date	Date	Date	Level	Status	Source	Status	Source	Reviewer		
ST32MH312008-04 (Budget Period: 07/01/2006-06/30/2007) Create New Appointment														
Newbie, Ima Brand	New	2006	07/01/2006	06/30/2007		Yes	POST DOC	In-Progress Trainee	Electronic			2271: Newbie, Ima Brand	View 2271 View Feedback	- 2271 Form

Figure 55: In-Progress Trainee Status Screen

After receiving an email about the appointment and logging into xTrain, the trainee reviews and completes the necessary information. The Trainee then routes the 2271 back to the PD/PI.

The system will check the form prior to routing. Any identified errors must be corrected prior to routing. Warnings may be addressed at your discretion. If no errors are encountered, the appointment status becomes In Progress PI.

Application	Appointment	FY	Appointment		Termination	End	Degree	Appointment	Appointment	Termination	Termination	Current	View	Action
Trainee Name	Type		Start Date	End Date	Date	Date	Level	Status	Source	Status	Source	Reviewer		
ST32MH312008-04 (Budget Period: 07/01/2006-06/30/2007) Create New Appointment														
Newbie, Ima Brand	New	2006	07/01/2006	06/30/2007		Yes	POST DOC	In-Progress PI	Electronic			2271: Money, Cher D	View 2271 View Feedback	- Process 2271

Figure 56: In-Progress PI Status Screen

9. To complete the Appointment, the PD/PI reviews the 2271 form one last time by clicking the **Process 2271** hyperlink, and then clicks the **Save & Submit to Agency** button.

* Stipend	36996
* Tuition/fees (estimated)	12000
* Travel	1200
Total	50196

Save Cancel Reset Save & Route to Trainee Delete View PDF **Save & Submit to Agency**

Figure 57: Bottom of 2271 Form

- Optional comments (up to 2000 characters) can be included in an e-mail message sent to the Agency. If desired, enter comments into the comments field and click the **Continue** button.

Provide Comments

Please enter comments below to send them by e-mail to the next recipient of this form.

Comments:
I am submitting Ima Newbie's Appointment form. She is a wonderful addition to our program. Let me know if you have any questions.
Cher D. Money

Continue Cancel

Figure 58: Provide Comments Screen

- Click the **I Accept** button.

Submit to Agency Certification

I certify that this individual is qualified for this program and is eligible to receive financial support for the period specified above. A copy of this appointment form will be given to the individual.

I Accept Cancel

Figure 59: Submit to Agency Certification Screen

- Click the **Done** button, which will record the PD/PIs Electronic Signature, and bring up the *Submit to Agency Confirmation* screen.

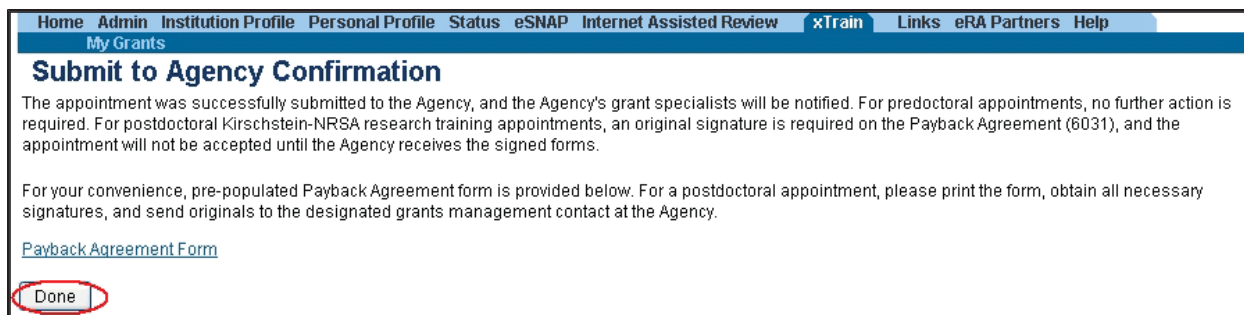


Figure 60: Submit to Agency Confirmation Screen

13. In addition to confirming the submission of the appointment, the *Submit to Agency Confirmation* screen provides reminders about any further action that may be needed:
 - Pre-doc Appointments – No further action is needed, unless confirmation of permanent residency status is required.
 - Post-doc Appointments:
 - For those entering their initial year of Kirschstein-NRSA post-doc support, mail the original signed Payback Agreement (6031) form to the awarding NIH Institute or Center
 - Mail confirmation of permanent residency, if needed
14. The xTrain system checks the form. If error free, the form is routed, and the status of 2271 is changed to **Pending Agency Review**.
15. The PD/PI mails any required documentation or forms to the awarding component.
16. The Agency can accept the appointment, place it on hold, hold it for a paper signature, delete it, view the PDF file, or route it back to the Institution by clicking the appropriate button on the screen. These buttons are available, and made active based on roles.

7.1.1 Submit Appointments to the Agency Using the Batch Process

The PD/PI also has the ability to submit appointments to the Agency several at a time through the batch process instead of individually. If there is an error or a warning, the PD/PI is able to review errors and warnings for each appointment. The PD/PI can also enter a comment for each appointment.

To submit Appointments to the Agency through the batch process:

1. Open the **My Grants** Screen.

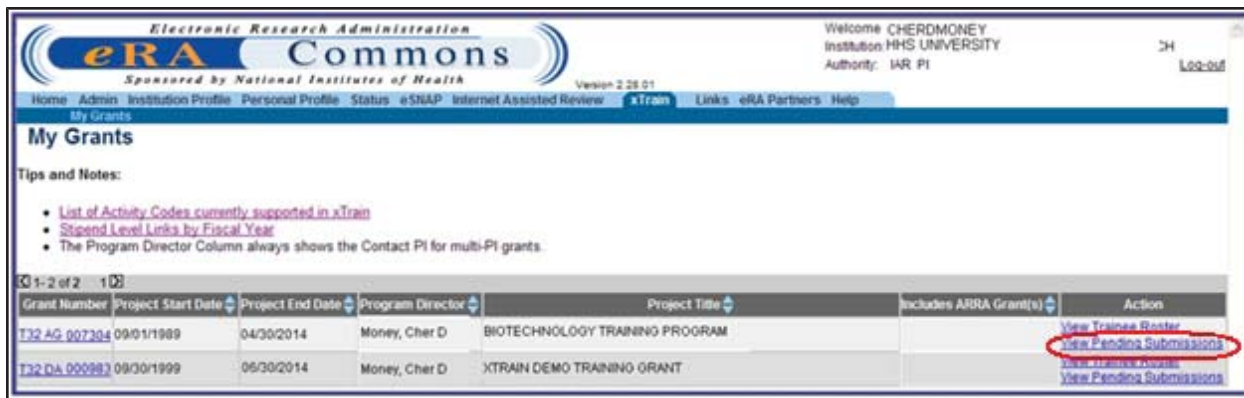


Figure 61: My Grants Screen with the View Pending Submissions Hyperlink

2. Click the **View Pending Submissions** hyperlink for a grant.
3. The *Pending Submissions* screen appears. There is a **Select All** button to choose all of the pending submissions or select the checkbox for a particular record. Enters comments as necessary per record.

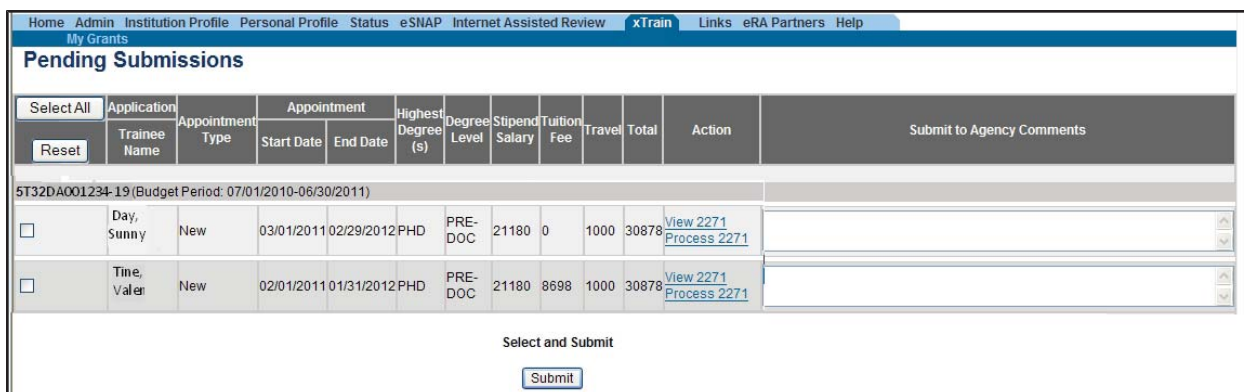


Figure 62: Pending Submissions Screen

4. Click the **Submit** button.

NOTE: If a validation error is generated for one appointment, amendment or re-appointment in the batch, the PD/PI is presented with an option to de-select this appointment, amendment or re-appointment from the batch and re-submit all other appointments that do not have errors or that only have warnings.

7.2 Process New Appointment – Trainee

Trainee users are brought to the *Trainee Appointments and Terminations* screen when the **xTrain** tab is selected.

Click the **Process 2271** hyperlink to access the Appointment form. The 2271 form is opened and pre-populated with personal information pulled from the Trainee Profile and appointment information entered by the PD/PI.

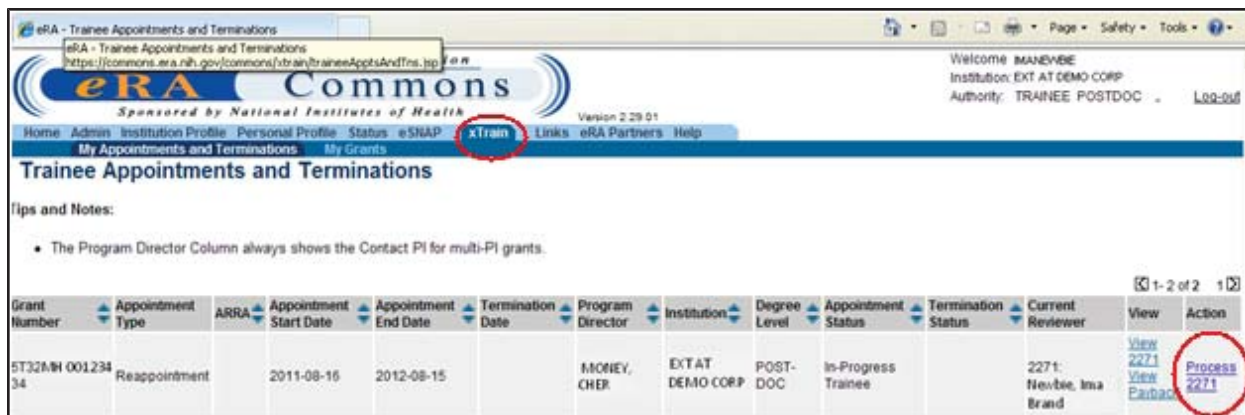


Figure 63: Trainee Appointments and Terminations Screen

If applicable, the Trainee must select the appropriate Specialty Boards and indicate if enrolled in a dual-degree program.

Statement of Training Appointment

Project Number: T32 MH 312008
Appointment Status: In-Progress Trainee [View Routing History](#)
Project Title: XTRAIN DEMO TRAINING GRANT
Institution: UNIVERSITY OF PENNSYLVANIA
PD Name: Money, Cher D

PHS 2271 OMB No. 0925-0001
 *Indicates required field

Trainee Personal Information

For every research training appointment or re-appointment, trainees should review and update their personal information by using the Personal Profile link at the top of this page. Except for the e-mail address, personal information may only be entered or modified by the trainee.

Last Name, First Name, MI: Newble, Ima Brand
SSN: 000001234

Address Line 1: 123 My Home Road
Address Line 2:
Address Line 3:
Address Line 4:

City, State, ZIP: My City, MD, 12345
Country: UNITED STATES

* **Email:**
Phone: 555-123-4567
Fax:

Degree(s) Earned/In Progress	Completion Date	Major/Minor	Degree Completed?
BS	05/2003	Biology	Y
MD	05/2008	J	Y

Name of Specialty Boards (if applicable)

* **Is the Trainee in a dual-degree program (e.g. M.D./Ph.D.)?**
 No Yes

Figure 64: Statement of Appointment -Top Portion

Prior Kirschstein-NRSA Support information is pulled from the profile. To correct or update this information, go to Admin/Account/Verify NIH Support and enter a grant number. It is here that the Trainee would review the remaining information on the form and contact their PD/PI with any concerns.

If time does not permit, or if all required (*) information is not readily available, the Trainee can click the **Save** button at any time and complete the form later if need be. Once complete the Trainee should click the **Save & Route to PI** button to continue the Appointment process.

Prior NRSA Support
 If the trainee has previously received support from Kirschstein-NRSA training grant or fellowship, it will be listed in the table below. If the list of prior support is incomplete or incorrect, please click the NIH Support Menu tab above and follow the instructions for verifying NIH support.


Grant #	PI	Appointment Start Date	Appointment End Date	Stipend Amt	Degree Level	Status												
<p>Field of Research Training or Career Development (for this appointment) Choose a specific subfield (e.g., biological chemistry) unless the broader category (e.g., biochemistry) fits best.</p> <p>— Pediatric Oncology (7330) ▼</p>																		
<p>Period of Appointment</p> <p>* From (MM/DD/YYYY) <input type="text" value="07/01/2006"/> <input type="button" value="Calendar"/></p> <p>* To (MM/DD/YYYY) <input type="text" value="06/30/2007"/> <input type="button" value="Calendar"/></p> <p><input type="text" value="12"/> months <input type="text" value="0"/> days <input type="button" value="Re-calculate"/> Please "Re-calculate" if calendar boxes were used to select dates.</p>																		
<p>Support for Period of Appointment</p> <table border="1"> <thead> <tr> <th>Type</th> <th>Total for this Grant (Omit cents)</th> </tr> </thead> <tbody> <tr> <td>* Stipend Level or Salary</td> <td>0 - 36,996 POST-DOC ▼</td> </tr> <tr> <td>* Stipend /Salary/Other Compensation</td> <td><input type="text" value="36996"/></td> </tr> <tr> <td>* Tuition/fees (estimated)</td> <td><input type="text" value="12000"/></td> </tr> <tr> <td>* Travel</td> <td><input type="text" value="1200"/></td> </tr> <tr> <td>Total</td> <td><input type="text" value="50196"/></td> </tr> </tbody> </table>							Type	Total for this Grant (Omit cents)	* Stipend Level or Salary	0 - 36,996 POST-DOC ▼	* Stipend /Salary/Other Compensation	<input type="text" value="36996"/>	* Tuition/fees (estimated)	<input type="text" value="12000"/>	* Travel	<input type="text" value="1200"/>	Total	<input type="text" value="50196"/>
Type	Total for this Grant (Omit cents)																	
* Stipend Level or Salary	0 - 36,996 POST-DOC ▼																	
* Stipend /Salary/Other Compensation	<input type="text" value="36996"/>																	
* Tuition/fees (estimated)	<input type="text" value="12000"/>																	
* Travel	<input type="text" value="1200"/>																	
Total	<input type="text" value="50196"/>																	
<p> <input type="button" value="Save"/> <input type="button" value="Cancel"/> <input type="button" value="Reset"/> <input type="button" value="Save & Route to PI"/> <input type="button" value="View PDF"/> </p>																		

Figure 65: Statement of Appointment - continued

When the Trainee clicks the **Save & Route to PI** button, the system will validate the information contained in the 2271 form and will flag any Errors or Warnings found. Errors must be corrected before the Appointment is routed. Warnings are corrected at your discretion.

Statement of Training Appointment

Error Message

 Appointment validation errors:
 - Trainee citizenship must be entered. Trainee must enter this information on Personal Profile screen in eRA Commons.
 (ID: 200014)

Project Number: T32 MH 312008
Appointment Status: In-Progress Trainee [View Routing History](#)
Project Title: XTRAIN DEMO TRAINING GRANT
Institution: UNIVERSITY OF PENNSYLVANIA
PD Name: Money, Cher D

Figure 66: Statement of Appointment - Error Message

Optional comments (up to 2000 characters) can be included in e-mail message sent to PD/PI. Once any comments have been entered click the **Continue** button.

Figure 67: Provide Comments Screen

The *Route to PI Confirmation* screen will record your electronic signature when you click the **I Accept** button.

Figure 68: Route to PI Confirmation Screen

Click the **Done** button to finish. xTrain will then change the **Appointment Status** to **In Progress PI**.

Figure 69: Route to PI Confirmation Screen - 2271 Form Successfully Routed

Grant Number	Appointment Start Date	Appointment End Date	Termination Date	Program Director	Institution	Degree Level	Appointment Status	Termination Status	Current Reviewer	View	Action
5T32MH312008-04	2006-07-01	2007-06-30		Money, Cher M.	EXT UAT DEMO CORP.	POST-DOC	In-Progress PI		2271: Money, Cher D.	View	2271 Form

Figure 70: Appointment Status - In-Progress PI

7.3 Reappointments

Trainees whose appointments are coming to an end can be reappointed to grants that have future award years.

NOTE: If the preceding appointment was submitted via a paper form, then a new appointment has to be completed rather than a reappointment.

To reappoint a Trainee:

1. Access the xTrain module.
2. Access the *Trainee Roster* screen.
3. Click the **Re-Appoint 2271** hyperlink for the specific Trainee appointment line item.



Figure 71: Trainee Roster Screen—Partial View Showing the Re-Appoint 2271 Hyperlink

The system displays the *Statement of Appointment* screen. There is a Grant or Supplement Available for Re-Appointment drop down from which the PD/PI must select the appropriate grant or supplement to which the trainee can be appointed.

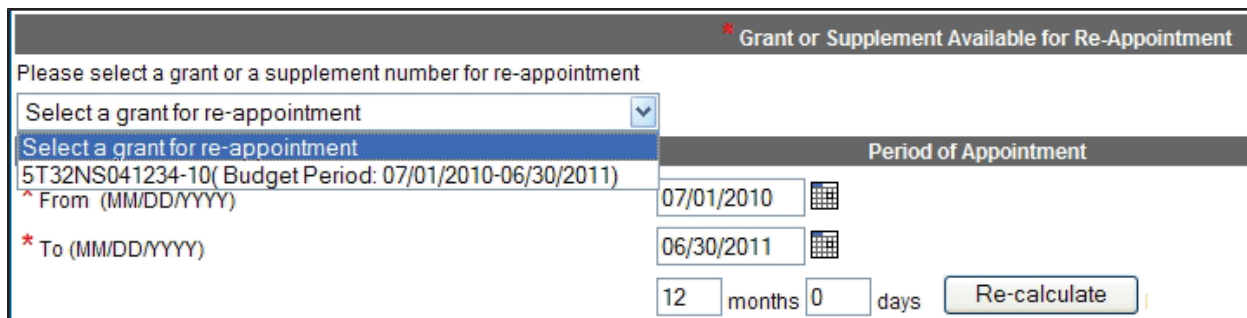


Figure 72: Grant or Supplement Available Drop Down

Follow the steps for Appointments, but here are some key things to note while completing the form:

1. The **FROM** date should be within the budget period of the grant for the reappointment.
2. The format of the date fields is MM/DD/YYYY.
3. After the dates are entered, press the **Save** button to have the stipend amounts for the new fiscal year appear in the drop-down menu.
4. Select the appropriate stipend amount.

NOTE: For partial years, the stipend amount can be adjusted. No commas or decimals are allowed in the **Stipend Amount** field.

5. After all required fields are entered for the re-appointment, follow the steps for routing and submitting the re-appointment in the Appropriate section.
-

NOTE: Reappointments follow the same process as Appointments. To access the Re-Appoint 2271 form, if necessary, click <http://grants.nih.gov/grants/forms.htm>. To access the Re-Appoint 2271 form's instructions, if necessary, click <http://grants.nih.gov/training/phs2271.doc>.

7.4 Amendments

Once an appointment is accepted by the Agency, an amendment is required in order to change any of the following items:

- Name
 - Permanent Mailing Address
 - Appointment Period
 - Support from the Grant
-

NOTE: Some changes, such as name or mailing address, will also need to be updated by the Trainee under Personal Profile within eRA Commons.

The user must be a PD/PI or Delegate (ASST) to amend a 2271. To create an Amendment:

1. Click the Amend 2271 hyperlink on the Trainee Roster screen in xTrain.
-

NOTE: Only appointments can be amended. Fellowships cannot be amended.



Figure 73: Amend 2271 Hyperlink

2. The original 2271 as it was submitted will be displayed.
3. When you view the 2271 PDF file, there will be an Amendment section appended at the end.

If a Kirschstein-NRSA research training appointment is ending earlier than initially planned, the PD/PI should initiate a Termination, which will automatically amend the appointment and capture the new end date.

For institutional career development and other non-NRSA appointments ending early, the PD/PI should document the new appointment end date by amending the appointment, unless specifically instructed to use the Termination Notice by the NIH awarding Institute and/or Center (IC). Refer to [Section on Terminations](#) for additional information.

IMPORTANT: Original Appointment

10. Are you Hispanic (or Latino)? Mark (X) <input type="checkbox"/> YES <input checked="" type="checkbox"/> NO <input type="checkbox"/> Intentionally Withheld			
11. What's your racial background? Mark (X) one or more		12. Do you have a disability?	
<input type="checkbox"/> American Indian or Alaska Native <input type="checkbox"/> Native Hawaiian or other Pacific Islander <input type="checkbox"/> Asian <input type="checkbox"/> Black or African American <input checked="" type="checkbox"/> White <input type="checkbox"/> Intentionally Withheld		<input type="checkbox"/> YES <input checked="" type="checkbox"/> NO <input type="checkbox"/> Do not wish to provide If yes, which of the following categories describe your disability(ies): <input type="checkbox"/> Hearing <input type="checkbox"/> Mobility/Orthopedic Impairment <input type="checkbox"/> Visual <input type="checkbox"/> Other	
13. Are you from a disadvantaged background? <input type="checkbox"/> YES <input type="checkbox"/> NO <input type="checkbox"/> Intentionally Withheld			
14. FIELD OF RESEARCH TRAINING OR CAREER DEVELOPMENT (for this appointment) Enter a 4 digit code from instructions: 3200		15. PERIOD OF APPOINTMENT (Month, day, year) From: 09/03/2008 To: 09/02/2009	
16. EDUCATION – AFTER HIGH SCHOOL (Indicate all academic and professional education. For foreign degrees, give U.S. equivalent.)			
(a) Name of Institution and Location (List most recent first)	(b) Degree(s) Received	(c) Major Field	(d) Minor Field
	Degree	Mo./Yr.	
Colorado State University	BS	12/1997	
University of Minnesota	PHD	09/2010	Pharmacology

PHS 2271 Page 1 of 2

Figure 74: 2271 Form

NOTE: The Amendment Section appears at the bottom of the PDF.

AMENDMENT		
Field Name	Original Value	Amended Value
Period of Appointment	09/03/2008 - 09/02/2009	09/03/2008 - 12/14/2008
SUPPORT FOR PERIOD OF APPOINTMENT		
Stipend	\$20772	\$5885
Trainee Signed Date	08/08/2008	
PD Signed Date	08/08/2008	12/04/2008

PHS 2271 Page 2 of 2 continued

Figure 75: 2271 Form's Amendment Section

4. Make the desired updates by entering them into the Editable Amendment section.
5. Click Save.

NOTE: Amendments follow the same process as Appointments.

7.4.1 ARRA - Ability to Reappoint Trainee to a Supplement

xTrain will now look at both the support year of the grant and the suffix code. The system will have the capability to reappoint a Trainee to a supplemental year as well as the next award year. To perform this action, the user will now have a drop-down selection of grant numbers to which the Trainees can be reappointed, but only on the Reappointment form. The system will also allow reappointment of the Trainee to the current year if the current year is for an ARRA-funded grant.

Please select a grant or a supplement number for re-appointment

Select a grant for re-appointment

T32GM 001234 5S1 (Budget Period: 07/01/2009-06/30/2011)

From (MM/DD/YYYY) 06/01/2009

To (MM/DD/YYYY) 07/31/2010

12 months 0 days Re-calculate Please "Re-calculate" if calendar boxes were used to select dates.

Type	Total for this Grant (Omit cents)
Stipend Level or Salary	PRE - 20,976 PRE-DOC
Stipend/Salary/Other Compensation	20976
Tuition/fees (estimated)	13134
Travel	0
Total	34110

Figure 76: Re-Appointment Screen

Additionally, the Trainee Roster can now be sorted so that the newest grant is listed first and the oldest grant is listed last.

8 Terminations

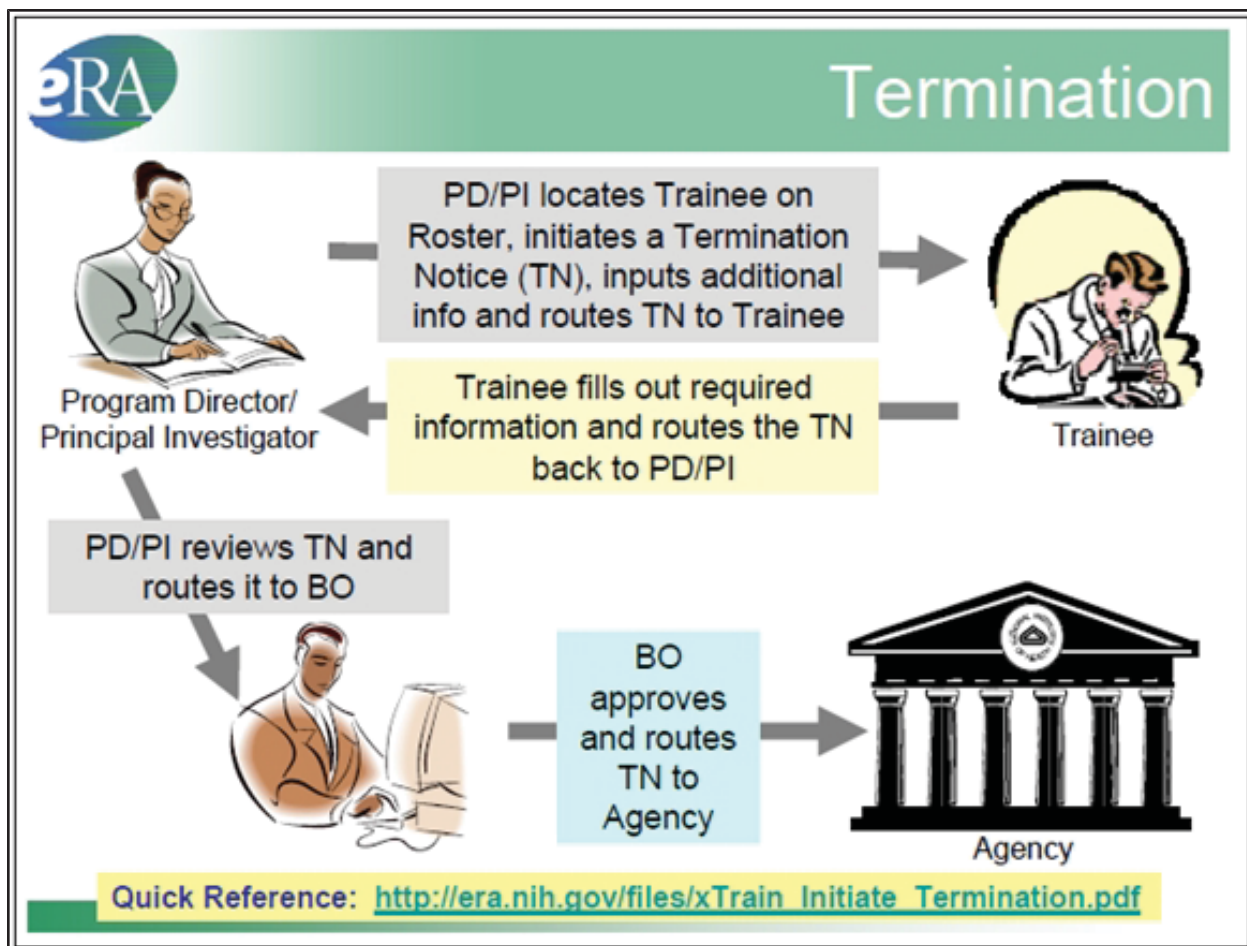
The Termination Notice documents the termination of NRSA fellowships and appointments to NRSA training grants.

It may also be used to document the termination of appointments to non-NRSA institutional research training programs (e.g., NLM T15's), research education awards (e.g., R25), and institutional career development awards (e.g., K12).

For non-NRSA awards, please refer to the Funding Opportunity Announcement or Notice of Award to determine whether a termination notice is required.

Note that the flow below is for institutional research training programs. The flow for terminating fellowships, career development awards and research education awards, if applicable, differs.

Quick Reference: http://era.nih.gov/files/termination_appointment.pdf



Termination Process Flow

8.1 Who Can Initiate/Submit Termination Notices

xTrain users with the following eRA Commons roles can initiate a termination notice:

- Principal Investigator (PI) – this role includes Fellows
- Assistant (ASST) with a PD/PI xTrain-delegated role
- Business Official (BO)
- Sponsor (for fellowships)
- Sponsor Delegate (for fellowships)

Only the BO can submit a Termination Notice (TN) to the Agency for NRSA appointments and fellowships.

Only the PD/PI can submit a Termination Notice for career development awards (e.g. K12, KL2, and KM1) and research education awards (e.g. R25, R90). The BO is not involved.

For Federal and Foreign fellowships, the PD/PI (Fellow), and the Sponsor can submit the Termination Notice. For more information see Appendix B – Termination Notice (416-7 Form).

8.2 Initiate a New Termination Notice for Appointments– PD/PI

To initiate a Termination Notice as a PD/PI:

The PD/PI logs into eRA Commons and selects the **xTrain** tab that displays the *My Grants* screen. The PD/PI is presented with a list of his/her grants.

The PD/PI chooses a grant and clicks on the **View Trainee Roster** hyperlink.

The PD/PI locates the trainee on the *Trainee Roster* screen and clicks the **Initiate TN** hyperlink.

NOTE: The **Initiate TN** hyperlink in the **Action** column of the **Trainee Roster** screen will not display if there is an existing WIP appointment for the same Trainee.

Date, Comp N	2003 07/01/2003 03/31/2004	Yes	POST-DOC	Accrued	Poster	View: 2271	Accrued: 2271	View Fundsch: 2271	Initiate TN
--------------	----------------------------	-----	----------	---------	--------	------------	---------------	--------------------	-------------

Figure 77: Initiate TN Hyperlink

The PD/PI is then presented with a Termination Notice (Form 416-7) with some fields pre-populated with already available data from the system.

NOTE: For form completion instructions and the form itself click <http://grants.nih.gov/grants/funding/416/phs416-7.pdf>.

NOTE: The PD/PI must select the name of the Business Official (BO), who will submit the termination notice to the agency.

Termination Notice - Ruth L. Kirschstein National Research Service Award				
Project Number: T32 AA 001234				
Termination Status:				
Project Title: BIOLOGICAL BASES OF ALCOHOLISM				
Institution: OREGON HEALTH & SCIENCE UNIVERSITY				
PD Name: Phillips, Tampa				
* Indicates required field		PHS 416-7 OMB No. 0925-0002		
Trainee Personal Information				
Before a research training appointment is terminated, trainees should review and update their personal information by using the Personal Profile link at the top of this page. Except for the e-mail address, personal information may only be entered or modified by the trainee.				
Last Name, First Name, MI: Denmark, Dean L.				
Address Line 1:				
Address Line 2:				
Address Line 3:				
Address Line 4:				
City, State, ZIP: . .				
Country:				
* Email: <input type="text"/>				
Phone:				
Fax:				
Degree(s) Earned	In Progress	Completion Date	Major/Minor	Degree Completed?
BS		01/1999	/	Y
BA		/	/	Y

Figure 78: Termination Notice (Form 416-7) –Top Portion

Here are some key things to note before completing the form:

1. The Termination Date format is MM/DD/YYYY.
2. No commas or decimals are allowed in the Amount of Stipend/Salary field.
3. All comment text boxes are limited to 2000 characters.
4. The Termination Notice can only be modified once.
5. Only the Business Official (BO) can submit the Termination Notice to the Agency for NRSA appointments and fellowships. For career development awards (e.g. K12, KL2, and KM1) and research awards (e.g. R25, R90), only the PD/PI can submit the termination notice.

8.2.1 Early Terminations

If a Trainee terminates early, only the Appointment that is being terminated, as well as all previous Appointments, will get terminated with the early termination date. Any future Appointments, including the ones in the same budget period, will not get terminated.

NOTE: Only whole numbers are allowed in the **Amount of Stipend Salary** field.

Termination Date: 03/31/2011 *Business Official: Day, Sunny

Total Kirschstein - NRSA Support Under This Award

Support Year	Start Date	End Date	* Amount of Stipend/Salary	Standard Stipend Amount	ARRA	Number of	
						Months	Days
Year 31	07/01/2009	06/30/2010	20,976.00			12	0
Year 32	07/01/2010	03/31/2011	15885.0	21,180.00			
Totals:			36861.00				

Training Received

Provide a summary of training received and research undertaken during trainee tenure. List publications, if any, resulting from the research during this period. List grants and career awards pending and received. *If training appointment is being terminated early, state reason.* (2000 characters maximum)

- OR -

Upload PDF File

Post Award Information

Activity	Organization	Type of Position
<input type="radio"/> Further Education/Training	<input type="radio"/> Academic	<input type="radio"/> Student
<input type="radio"/> Teaching	<input type="radio"/> Industry	<input type="radio"/> Resident/Clinical Fellow
<input type="radio"/> Research	<input type="radio"/> Government	<input type="radio"/> Postdoctoral Researcher
<input type="radio"/> Administration	<input type="radio"/> Hospital	<input type="radio"/> Research Scientist (non faculty)
<input type="radio"/> Clinical Practice	<input type="radio"/> Non-profit	<input type="radio"/> Faculty: Tenure-Track
<input type="radio"/> Unknown	<input type="radio"/> Unknown	<input type="radio"/> Faculty: Other
<input type="radio"/> Other <input type="text"/>	<input type="radio"/> Other <input type="text"/>	<input type="radio"/> Clinical Staff/Private Practice
		<input type="radio"/> Unknown

Figure 79: Termination Notice (Form 416-7) – Mid Portion

If the Appointment is ending earlier than initially planned, use the **Modify Termination Date** button to adjust the last Appointment period. The system will automatically amend the Appointment End Date and will recalculate the stipend.

NOTE: When the end date is modified, and the appointment is for a partial year, sometimes the recalculated stipend amount will differ from the stipend amount calculated by the institution. The institution can modify the stipend based on its calculation. The Agency will approve the modified stipend, if it is within an appropriate range.

NOTE: The **Termination Date** format is MM/DD/YYYY.

Modify Termination Date

You are requesting to modify the Termination Date. Note that you can only change this Date to shorten the last Trainee Appointment period. Upon acceptance of the Termination Notice form by Agency, the system will automatically amend the last appointment end date and re-calculate the stipend amount for the last appointment. The system will pre-populate a recalculated stipend amount into the enterable field on the Termination Notice Form (you will see it as soon as you click Continue on this screen), and you can further modify the stipend amount right on that screen

*** Termination Date**

Figure 80: Modify Termination Date Screen

1. The PD/PI fills out additional required (*) information and then clicks the **Save** button. The status of the TN is changed to **In Progress PI**.

If known, enter position title, organization, and related information:

Position Title:

Field:

Name of Organization:

City:

State:

Phone No:

Mailing Address after Termination of this Kirschstein-NRSA Support

Street:

City:

State:

ZIP:

Phone No:

Email:

Other PHS Service Obligation Support

* National Health Service Corps Scholarship: No. of Months:

* Kirschstein-NRSA: No. of Months:

If the trainee has previously received support from other Kirschstein-NRSA training grants or fellowships, it will be listed in the table below. If the list of prior support is incomplete or incorrect, please contact the eRA HelpDesk.

Grant Number	From	To

Is the trainee currently participating in NIH Loan Repayment Program? Yes No

Figure 81: Termination Notice (Form 416-7) – Bottom Portion

2. To continue to process the TN, scroll down to the bottom of the form where additional buttons now appear or you can open the form later from the *Trainee Roster* screen as described below.
3. From the *Trainee Roster* screen, the PD/PI clicks the **Process TN** hyperlink to open the form. If time does not permit, or if all required (*) information is not readily available, the PD/PI can click the **Save** button at any time and complete the form later if need be. Once complete the PD/PI should click the **Save & Route to Trainee** button, which is now visible on the bottom of the *Trainee* screen to send the form to the Trainee.
4. The PD/PI is given an opportunity to provide comments (up to 2000 characters) to be included in the e-mail message that will be sent to the Trainee. If desired, enter comments and then click the **Continue** button.

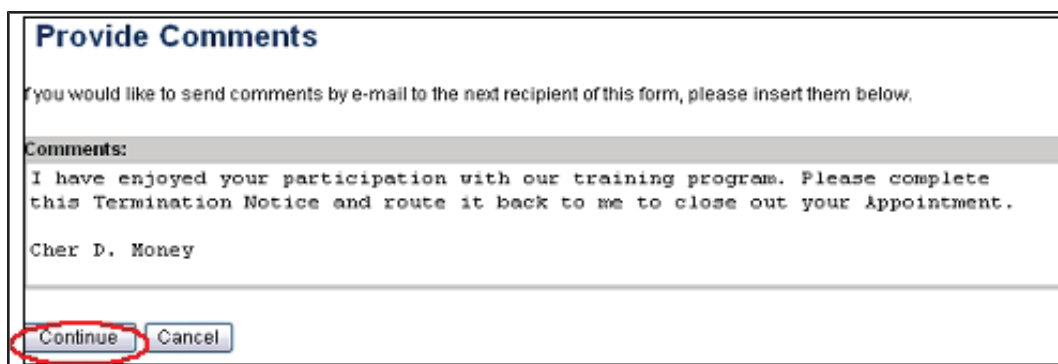


Figure 82: Provide Comments Screen

5. When the *Termination Notice Confirmation* screen appears, click the **Done** button.




Figure 83: Termination Notice Confirmation

6. At this point, the status of the Termination Notice (TN) is changed to **In Progress Trainee**. If no action is taken by Trainee in 14 business days, the system will automatically route the form back to the PD/PI, send a notification to PD/PI, and change the status of the TN to **In Progress PI**.

Date, Chip N.	2003 07/01/2003 03/31/2004 03/15/2004	Yes	POST-DOC	Accepted	Paper	In Progress Trainee	Electronic	TN Date, Chip N.	View 2271 View TN View Feedback	Amend 2271 Re-appoint 2271 Term Notice
---------------	---------------------------------------	-----	----------	--------------------------	-------	-------------------------------------	------------	------------------	---	--

Figure 84: In Process Trainee Hyperlink

NOTE: The PD/PI should make every effort to have the Trainee update their Personal Profile screen within Commons, specifically update their email address with their new (forwarding) email address, before the Trainee leaves the Institution. Otherwise, the PD/PI needs to know, and be able to provide, a forwarding email address for the Trainee to be entered within the Termination Notice.

7. From the *Trainee Roster* screen, the PD/PI should click the **Process TN** hyperlink to open the form once the trainee fills out the required information.

Date, Chip N.	2003 07/01/2003 03/31/2004 03/15/2004	Yes	POST-DOC	Accepted	Paper	In Progress PI	Electronic	TN Money, Cher D	View 2271 View TN View Feedback	Amend 2271 Re-appoint 2271 Term Notice Process TN
---------------	---------------------------------------	-----	----------	--------------------------	-------	--------------------------------	------------	------------------	---	--

Figure 85: PI Trainee Roster Screen

8. PD/PI reviews the form and clicks the **Save & Route to BO** button at the bottom of the screen to send the form to the BO.

Other PHS Service Obligation Support

* **National Health Service Corps Scholarship:** No. of Months:

* **Kirschstein-NRSA:** No. of Months:

If the trainee has previously received support from other Kirschstein-NRSA training grants or fellowships, it will be listed in the table below. If the list of prior support is incomplete or incorrect, please contact the eRA HelpDesk.

Grant Number	From	To

Is the trainee currently participating in NIH Loan Repayment Program? Yes No

Figure 86: Termination Notice (Form 416-7) – bottom portion

9. PD/PI is provided opportunity to provide comments (up to 2000 characters) to be included in e-mail message sent to BO. If desired, enter comments and then click the **Continue** button.

Figure 87: Provide Comments Screen

10. Click **I Certify** button. This will record your electronic signature.

Figure 88: Termination Notice Certification

11. Click the **Done** button.

Figure 89: Termination Notice Confirmation

12. Status of TN is changed to **In Progress BO**.

Date, Chip N	2003 07/01/2003 03/31/2004 03/15/2004	Yes	POST-DOC	Accepted	Paper	In Progress BO	Electronic	TN Happy/JA B	View 2271 View TN View Feedback - Termination Notice
--------------	---------------------------------------	-----	----------	----------	-------	----------------	------------	---------------	---

Figure 90: PI Trainee Roster Screen

8.3 Process Termination Notice – Trainee

To process a Termination Notice as a Trainee:

1. From the *Trainee Appointments and Terminations* screen, the Trainee clicks the **Process TN** hyperlink to access the form.

Grant Number	Appointment Start Date	Appointment End Date	Termination Date	Program Director	Institution	Degree Level	Appointment Status	Termination Status	Current Reviewer	View	Action
T32MH312008-01A5	2003-07-01	2004-03-31	2004-03-15	Money, Cher M.	EXT UAT DEMO CORP.	POST-DOC	Accepted	In Progress Trainee	TN: Dale, Chip N.	View: 2221 View TN Show Enroll	Process TN

Figure 91: Trainee Appointments and Terminations Screen

2. The Termination Notice is opened and pre-populated with information pulled from the Trainee profile and data previously entered by the PD/PI.

Termination Notice - Ruth L. Kirschstein National Research Service Award

Project Number: T32 MH 312008
Termination Status: In Progress Trainee [View Routing History](#)
Project Title: XTRAIN DEMO TRAINING GRANT
Institution: UNIVERSITY OF PENNSYLVANIA
PD Name: Money, Cher D

* indicates required field PHS 416-7 OMB No. 0925-0002

Trainee Personal Information

Before a research training appointment is terminated, trainees should review and update their personal information by using the Personal Profile link at the top of this page. Except for the e-mail address, personal information may only be entered or modified by the trainee.

Last Name, First Name, MI: Dale, Chip N.
SSN: 000005555

Address Line 1: Acorn lane
Address Line 2: Dr 2
Address Line 3: Lane 99
Address Line 4:

City, State, ZIP: Acorn, IN, 23121
Country: UNITED STATES

* **Email:**
Phone: 1564454445
Fax:

Figure 92: Termination Notice (Form 416-7) – Top Portion

Degree(s) Earned/In Progress	Completion Date	Major/Minor	Degree Completed?
BA	03/2004	f	Y
MD	06/2011	f	N

Termination Date and Business Official submitting the Termination Notice to NIH

Termination Date: 03/15/2004 Business Official: Happy, IDA

Total Kirschstein - NRSA Support Under This Award

Support Year	Start Date	End Date	Amount of Stipend	Standard Stipend Amount	Number of	
					Months	Days
Year 1	07/01/2003	03/31/2004	24225.0	25,650.00	9	0
Totals:			24225.00			

Training Received

* Provide a summary of training received and research undertaken during trainee tenure. List publications, if any, resulting from the research during this period. List grants and career awards pending and received. *If training appointment is being terminated early, state reason.* (2000 characters maximum)

- OR -

Upload PDF File

Post Award Information

Activity	Organization	Type of Position
<input type="radio"/> Further Education/Training	<input type="radio"/> Academic	<input type="radio"/> Student
<input type="radio"/> Teaching	<input type="radio"/> Industry	<input type="radio"/> Resident/Clinical Fellow
<input type="radio"/> Research	<input type="radio"/> Government	<input type="radio"/> Postdoctoral Researcher
<input type="radio"/> Administration	<input type="radio"/> Hospital	<input type="radio"/> Research Scientist (non faculty)
<input type="radio"/> Clinical Practice	<input type="radio"/> Non-profit	<input type="radio"/> Faculty: Tenure-Track
<input type="radio"/> Unknown	<input type="radio"/> Unknown	<input type="radio"/> Faculty: Other
<input type="radio"/> Other <input type="text"/>	<input type="radio"/> Other <input type="text"/>	<input type="radio"/> Clinical Staff/Private Practice
		<input type="radio"/> Unknown
		<input type="radio"/> Other <input type="text"/>

Figure 93: Termination Notice (Form 416-7) – Mid Portion

A summary of the **Training Received** and research undertaken by the Trainee is added to the Termination Notice either in the **comment** field or via a file upload. To upload a file, click the **Browse** button and select the desired PDF formatted file from your personal file directory.

Training Received

* Provide a summary of training received and research undertaken during trainee tenure. List publications, if any, resulting from the research during this period. List grants and career awards pending and received. *If training appointment is being terminated early, state reason.* (2000 characters maximum)

- OR -

Upload PDF File

Post Award Information

Figure 94: Upload Training Received Screen

The screenshot displays a web form with the following sections and fields:

- Position Information:**
 - Position Title: [Text Input]
 - Field: [Text Input]
 - Name of Organization: [Text Input]
 - City: [Text Input]
 - State: [Dropdown Menu: Select State]
 - Phone No: [Text Input]
- Mailing Address after Termination of this Kirschstein-NRSA Support:**
 - * Street: [Text Input: Acorn Lane]
 - * City: [Text Input: Acorn]
 - * State: [Dropdown Menu: INDIANA]
 - * ZIP: [Text Input: 23121]
 - * Phone No: [Text Input: 301-555-1212]
 - * Email: [Text Input: eskera@mail.nih.gov]
- Other PHS Service Obligation Support:**
 - * National Health Service Corps Scholarship: [Text Input] No. of Months: [Text Input: 0]
 - * Kirschstein-NRSA: [Text Input] No. of Months: [Text Input: 0]

If the trainee has previously received support from other Kirschstein-NRSA training grants or fellowships, it will be listed in the table below. If the list of prior support is incomplete or incorrect, please contact the eRA HelpDesk.

Grant Number	From	To
- Loan Repayment Program:**
 - * Is the trainee currently participating in NIH Loan Repayment Program? Yes No
- Buttons:** Save, Cancel, Reset, **Save & Route to PI** (highlighted with a red circle), View PDF

Figure 95: Termination Notice (Form 416-7) – Bottom Portion

- The Trainee fills out the required (*) Termination Notice (TN) information and clicks the **Save & Route to PI** button. The system will run a quick validation process and present any errors or warnings to be addressed by the trainee before it is routed to the PI. If all required fields are complete, the form is routed to the PI and the Trainee’s electronic signature is recorded and the Termination Status is changed to **In Progress PI**.

NOTE: The Trainee’s mailing and email address need to be ones where they can be reached after their training has been terminated.

- Additionally, the trainee should update their information in the **Personal Profile** section within Commons and should know how to contact the Help Desk if the list of prior Kirschstein-NRSA support is incorrect.
- The Trainee is provided an opportunity to provide comments. **Comments:** (up to 2000 characters) will be included in an e-mail message sent to the PI. Click Continue.

Figure 96: Provide Comments Screen

6. Click the **I Certify** button. This will record your electronic signature.

Figure 97: Termination Notice Certification

7. Click the **Done** button.

Figure 98: Termination Notice Confirmation

8. The status of the TN is then changed to **In Progress PI**.

Grant Number	Appointment Start Date	Appointment End Date	Termination Date	Program Director	Institution	Degree Level	Appointment Status	Termination Status	Current Reviewer	View	Action	
1T32MH312009-01A1	2003-07-01	2004-03-31	2004-03-15	Money, Cher M.	EXT UAT DEMO CORP.	POST-DOC	Accepted	In Progress PI	TN: Money, Cher D	View 2/2/1	View TN	View 2003.0

Figure 99: Trainee Appointments and Terminations

If no action is taken by the PI within 14 business days, the system will automatically route the form to the Business Official (BO), send a notification to the BO, and change the status to **In Progress by BO**.

NOTE: If a TN is sent back to an Institution by the Agency and the TN has a status of **In Progress BO**, the PI is able to recall the TN.

NOTE: The PD/PI should make every effort to have the Trainee update their *Personal Profile* screen within Commons, specifically update their email address with their new (forwarding) email address, before the Trainee leaves the Institution.

8.4 Process New Termination Notice – BO

To create a Termination Notice as a BO:

1. xTrain users with the BO role are brought to the grants search screen when the **xTrain** tab is selected. Provide search criteria such as the PDs last name, and click the **Search** button.

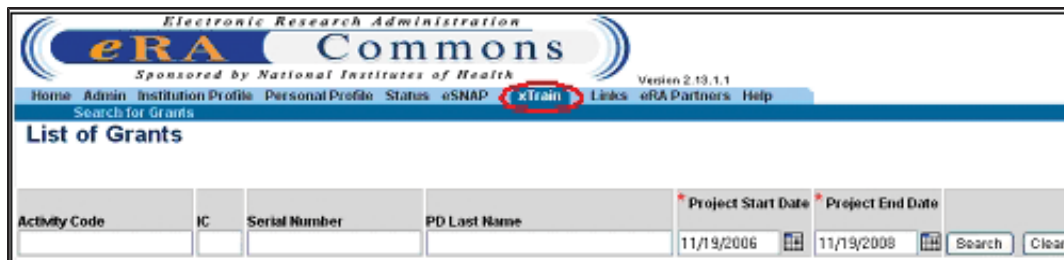


Figure 100: List of Grants Screen

2. Select the **View Trainee Roster** hyperlink.

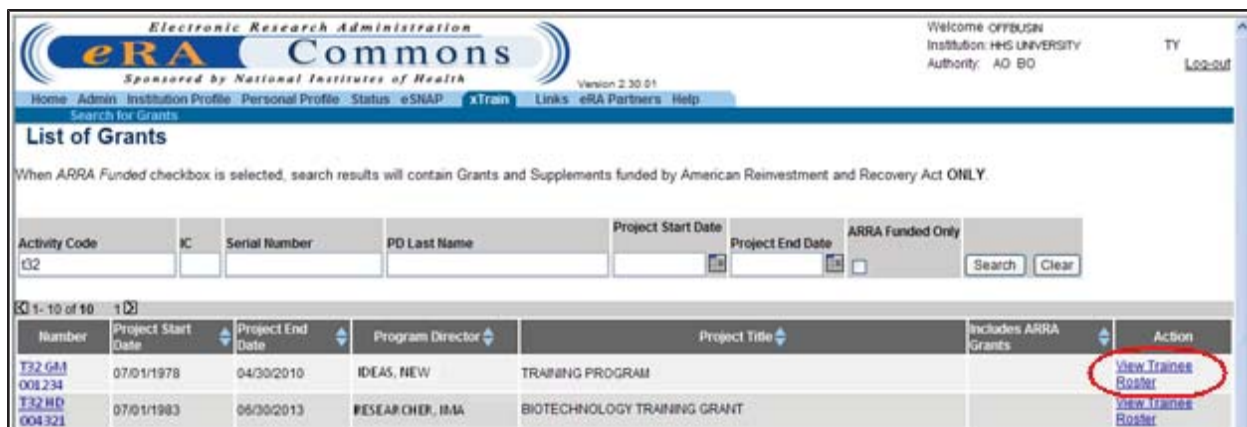


Figure 101: BO Trainee Roster

3. From the *Trainee Roster* screen, BO clicks the **Process TN** hyperlink to open the form.

1T32MH312608-01A1 (Budget Period: 07/01/2003-06/30/2004)												
Date, Chip N.	2003	07/01/2003	0301/2004	03015/2004	Yes	POST-DOC	Accepted	Paper	In Progress BO	Electronic	TN: Happy/DH B	View 2271 View TN View Feedback Process TN

Figure 102: BO Trainee Roster Screen

- BO reviews TN and clicks the **Save & Submit to Agency** button at the bottom of the screen.

Other PHS Service Obligation Support

* National Health Service Corps Scholarship: No. of Months:

* Kirschstein-NRSA: No. of Months:

If the trainee has previously received support from other Kirschstein-NRSA training grants or fellowships, it will be listed in the table below. If the list of prior support is incomplete or incorrect, please contact the eRA HelpDesk.

Grant Number	From	To

Is the trainee currently participating in NIH Loan Repayment Program? Yes No

Save & Submit to Agency

Figure 103: Termination Notice (Form 416-7) – bottom portion

- BO is provided opportunity to provide comments (up to 2000 characters) to will be included in e-mail message sent to the Agency. If desired, enter comments and then click the **Continue** button.

Provide Comments

If you would like to send comments by e-mail to the next recipient of this form, please insert them below.

Comments:

This Termination Notice for Chip N Dale reflects the new March 15 termination date. Let me know if you have questions.

Howard D. Duck

Continue

Figure 104: Provide Comments Screen

- Click the **I Certify** button. This will record your electronic signature.

Termination Notice Certification

I certify that the information provided for "Dates of Support Under This Award", and "Total Stipend Received & Number of Months Supported under this Award" is correct according to institutional records.

I Certify

Figure 105: Termination Notice Certification

7. Click the **Done** button.

NOTE: The Business Official (BO) is the only one who can submit a Termination Notice (TN) to the Agency for final processing and acceptance.



Figure 106: Termination Notice Confirmation

8. Status of TN is changed to **Pending Agency Review**.

Date, Chg N.	2003 07/01/2003	03/31/2004	03/15/2004	Yes	POST-DOC	Accepted	Paper	Pending Agency Review	Electronic	TN AGENCY	View 227.1 View TN View Feedback	Team Notice
--------------	-----------------	------------	------------	-----	----------	----------	-------	-----------------------	------------	-----------	--	-----------------------------

Figure 107: BO Trainee Roster Screen

9. Agency can Approve the TN, Place on Hold, or Return to Institution with comments.

8.5 Terminating Fellowships

Users can also initiate and submit termination notices for fellowships via xTrain. Once the Fellowships are terminated, they will be automatically closed. As with training appointments, institution users will be able to terminate Fellowships early. Internal users will not be able to accept the TN until the Fellowship award is revised to show the new end date.

8.5.1 Initiating a Termination Notice for Fellowships

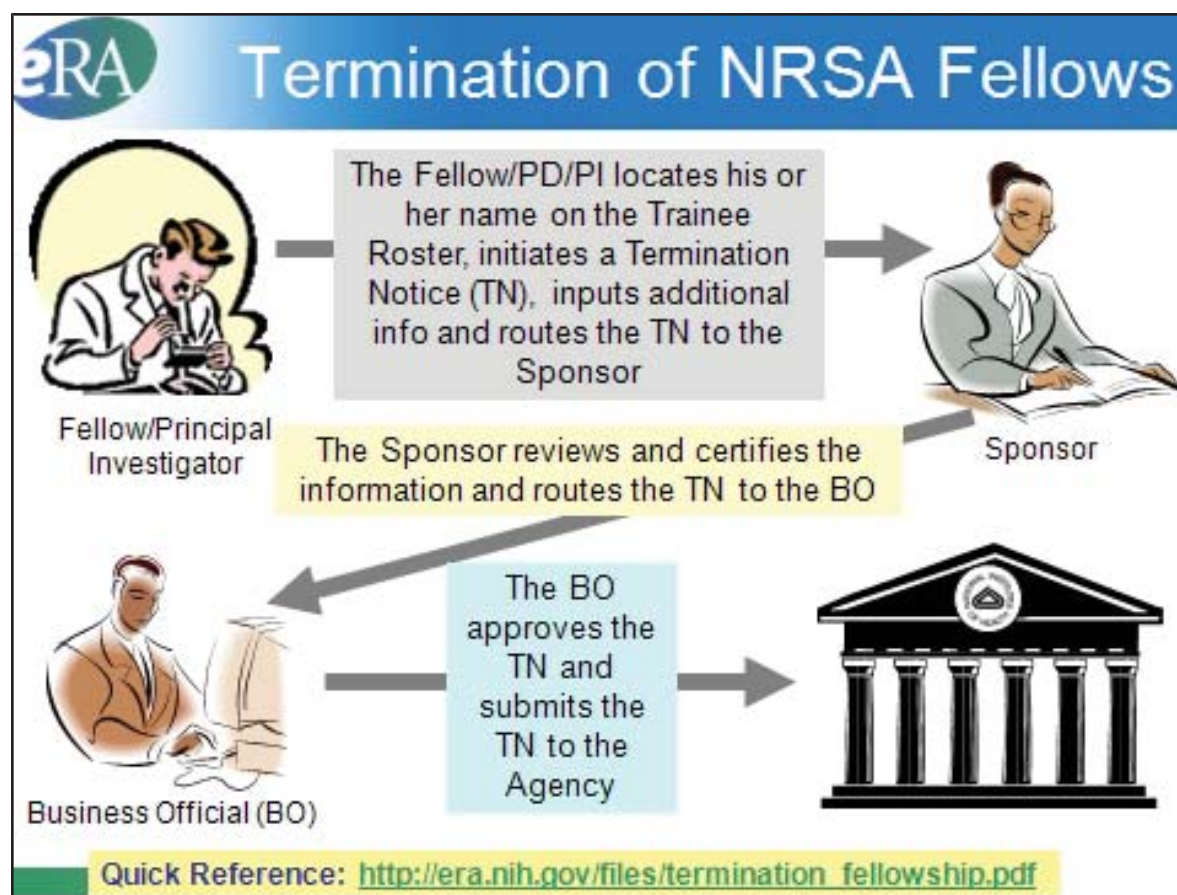


Figure 108: Termination Flow for NRSA Fellowships

The Termination Notice for a Fellow can be initiated by the PD/PI (Fellow), Business Official (BO), Sponsor or Sponsor Delegate. The flow diagram indicates the preferred process: the Fellow initiates the termination notice; the Sponsor routes and certifies it; and the Business Official submits it to the Agency.

The individual that initiates the award termination is the *user*.

- The user locates the most recent Fellowship on the Trainee Roster screen.
- The user selects the Initiate TN hyperlink for the appropriate Fellowship to be terminated.
- The user is presented with a Termination Notice (PHS 416-7) with fields pre-populated with data from the eRA system.
- The Modify Termination Date button within the Termination Notice can be used for early terminations of the Fellowship.
- The user reviews the Termination Notice and makes any necessary edits/additions (such as updating the email address of the PD/PI (Fellow) and entering/uploading the training

provided), selects the BO who could Submit the form, and then presses Save to retain the form.

NOTE: For Federal or Foreign (the Institution is outside the US) Fellowships, the PD/PI (Fellow), and the Sponsor, as well as the BO can submit the Termination Notice.

- The Termination Status is set according to the role of the individual who initiated it: *Either In Progress PI, In Progress Sponsor, or In Progress BO.*

NOTE: Additional action buttons appear at the bottom of the form.

- The user decides who will be the next reviewer of the Termination Notice, and routes it to that individual.
 - The Fellow can route it to either the Sponsor or the BO. The Termination Status is set to either In Progress Sponsor or In Progress BO, depending on who will be the next reviewer.
 - NOTE: It is preferable that the Fellow route the Termination Notice to the Sponsor.
 - The Sponsor can route it to either the Fellow or the BO. The Termination Status is set to either In Progress PI or In Progress BO, depending on who will be the next reviewer.
 - At least one individual in addition to the person who initiated the Termination Notice should review the Termination Notice.
 - The system runs the validation process and presents any errors or warnings to be addressed. Any errors must be corrected prior to routing. If error-free (warnings are OK), the form is routed. The Electronic Signature of the user is recorded, and the Termination Status is changed to that of the next reviewer.
 - Except for Foreign or Federal Fellowships, the Fellowship must be routed to the BO for submission to the Agency.

NOTE: (If no action is taken):

- Termination Notices are automatically routed from the Sponsor to the BO after 14 days
- Termination Notices are automatically routed from the PD/PI (Fellow) to the BO after 14 days

8.5.2 The BO Reviews and Submits the TN to the Agency

- The BO logs into eRA Commons, selects the **xTrain** tab and is presented with a Search screen. The BO enters search criteria and clicks Search. The BO selects the **View Trainee**

Roster hyperlink for the grant.

- From the *Trainee Roster* screen, the BO clicks the **Process TN** hyperlink to open the form. The BO reviews the TN and clicks the **Save & Submit to Agency** button.
 - The system runs the validation process and presents any errors or warnings to be addressed by the BO.
 - If error-free (warnings are OK), the form is submitted, the BO's Electronic Signature is recorded and the **Termination Status** is changed to **Pending Agency Review**.

8.5.3 The Agency Processes the TN

1. The Agency can accept the Termination Notice or return it with comments.
2. The Agency cannot immediately accept the TN if the end date of the Fellowship was modified and the stipend does not agree with the Notice of Award (NoA). In such a situation, the Agency user has to put the Termination Notice on hold until the NoA is modified

9 Other Functions

Like most actions taken within the eRA Commons system, most functions are based on user roles and the associated authority as it relates to a specific role.

9.1 Delegation – ASST Role

A PD/PI can delegate to an Assistant the authority to perform all xTrain-related functions on their behalf except for the authority to submit Appointments, Amendments and Reappointments to the Agency.

ASSTs with xTrain delegation can perform all other PD/PI functions prior to submission. ASSTs will receive the same e-mail notifications as the PD/PI.

eRA Commons allows PD/PIs to delegate several types of authority (e.g., PPF, Progress Report, xTrain, Status). Currently, each type of authority must be delegated separately.

The institution’s Signing Official (SO) must add the ASST role to the individual’s existing eRA Commons account or create an eRA Commons account with the ASST role for the individual if he/she does not already have an account.

9.1.1 Assign Delegation

1. After logging into Commons, PD/PI selects the **Admin** tab in the blue navigation bar across the top of the screen. Then select the **Delegation** sub-menu.

The system displays the *My Delegates* screen.

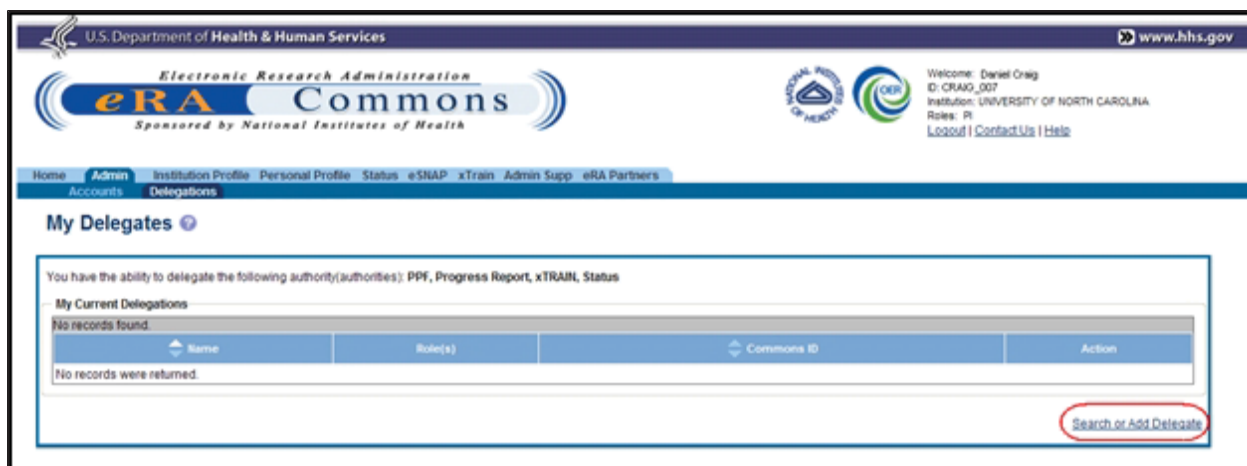


Figure 109: Commons My Delegates Screen Displaying Search or Add Delegate Hyperlink

2. Click the **Search or Add Delegate** hyperlink.
3. Search for the appropriate person and click the **Select** button to select the appropriate person on the *Search for Delegates* screen.

The *Delegate Authority (Authorities)* screen appears.

4. Check the **xTrain** box and click the **Save** button on the *Delegate Authority (Authorities)* screen.

For more information on delegations, refer to the section titled *Delegations* in the Commons user guide located at http://era.nih.gov/docs/COM_UGV2630.pdf.

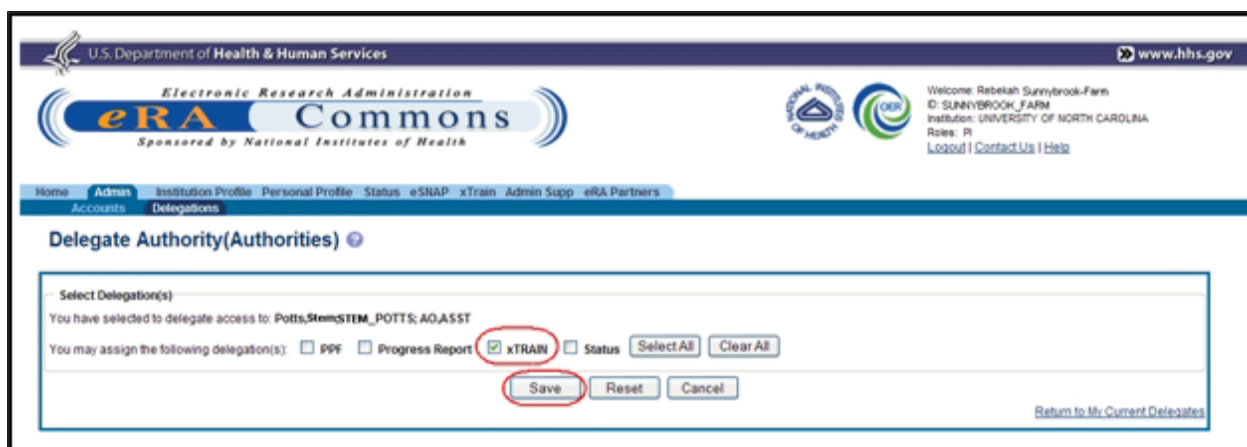


Figure 110: *Delegate Authority (Authorities)* Screen Displaying Adding xTrain Authority

9.1.2 Remove Delegation

1. In Commons the PD/PI selects the **Admin** tab in the blue navigation bar across the top of the screen and selects the **Delegations** sub-menu tab.
2. On the *My Delegates* screen, the PD/PI selects the appropriate user.
3. On the *Delegate Authority (Authorities)* screen, the PD/PI un-checks the **xTrain** box and clicks the **Save** button.

For more information, refer to the section titled *Delegations – Remove Delegations* in the Commons user guide located at http://era.nih.gov/docs/COM_UGV2630.pdf.

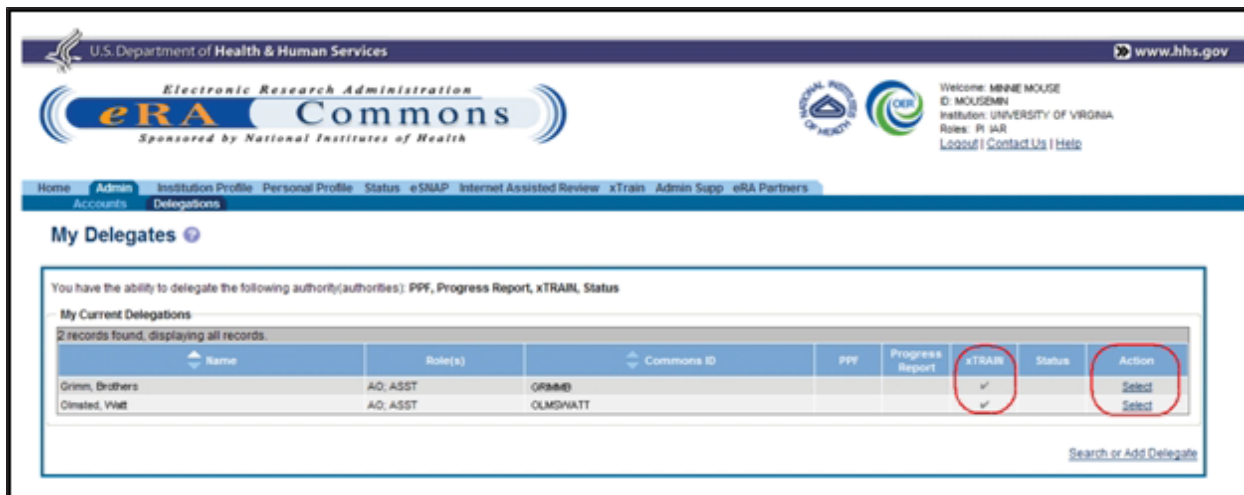


Figure 111: Commons My Delegates Screen Displaying Users with xTrain Authority

9.2 Training Grants

9.2.1 View Training Grants for SO/BO

For users with the SO or BO roles, the **List of Grants** screen displays as shown in the *List of Grants* search screen below.

To view the *List of Grants* screen:

1. Access the Commons system at <https://commons.era.nih.gov/commons/>.
2. Click the **xTrain** navigation tab.

The *List of Grants* screen displays training grant query parameters.

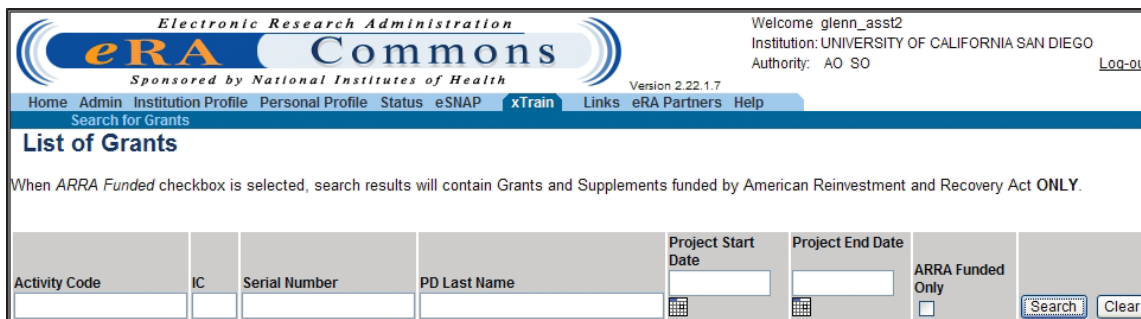


Figure 112: List of Grants Search Screen

3. Complete the appropriate text boxes and click the **Search** button.

The system displays query results as a list of training grants.

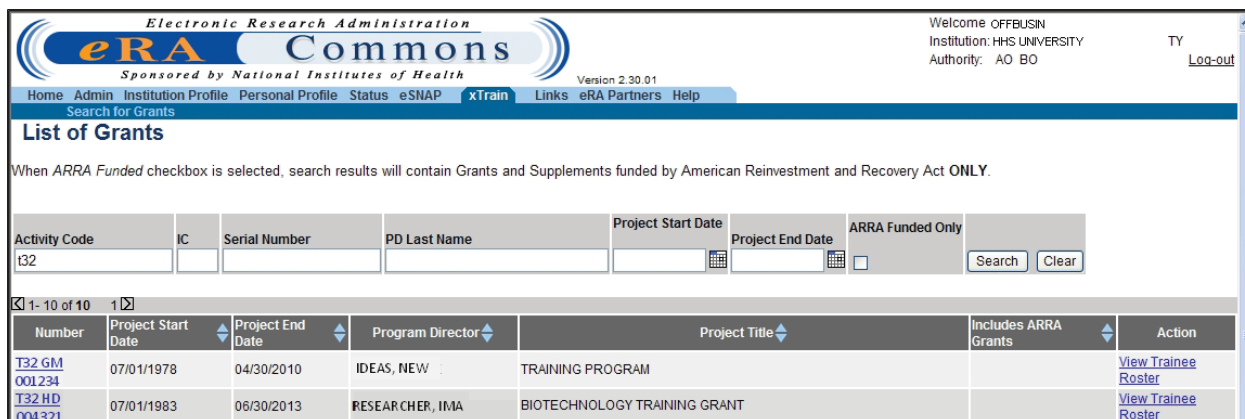


Figure 113: List of Grants Screen Displaying Search Results

NOTE: All projects displayed represent awarded training grants.

9.2.2 Viewing Training Grants for More than one PD/PI

An Assistant (ASST) can have xTrain privileges delegated from more than one PD/PI. These users can view training grants assigned/associated to each delegating PD/PI.

For an ASST with multiple delegated privileges, xTrain displays the *My Grants* screen with a drop-down box listing PD/PI names.

The *My Grants* screen displays a list of PD/PI names.

Select a PD/PI name from the drop-down list.



Figure 114: My Grants Screen Displaying the Select Profile Button

The *Grant Summary* screen displays a list of grants for the selected PD/PI.

Home Admin Institution Profile Personal Profile Status eSNAP Internet Assisted Review **xTrain** Links eRA Partners Help

My Grants

Grant Summary

Tips and Notes:

- The Program Director Column always shows the Contact PI for multi-PI grants.

Project: T32 CA 099936 Includes ARRA grants
 Title: xTrain Demo Training Grant
 Project Start/End Dates: 04/01/2003 - 08/31/2014

1-8 of 8 1

Grant Number	ARRA Funded	Budget Start Date	Budget End Date	FY	Program Director	Short Term		Pre Docs		Post Docs	
						Est.# Trainees	# Accepted Appointments	Est.# Trainees	# Accepted Appointments	Est.# Trainees	# Accepted Appointments
1T32CA099936-01A1		09/30/2004	09/29/2005	2004	Money, Cher D	0	0	1	0	3	0
2T32CA099936-06		09/01/2009	08/31/2010	2009	Money, Cher D	0	0	1	1	3	3
3T32CA099936-06S1	Yes	09/30/2009	08/31/2011	2009	Money, Cher D	0	0	1	1	0	0
5T32CA099936-02		09/30/2005	09/29/2006	2005	Money, Cher D	0	0	1	0	3	0
5T32CA099936-03		09/30/2006	09/29/2007	2006	Money, Cher D	0	0	1	0	3	2
5T32CA099936-04		09/30/2007	08/31/2008	2007	Money, Cher D	0	0	1	0	3	2
5T32CA099936-05		09/01/2008	08/31/2009	2008	Money, Cher D	0	0	1	0	3	3
5T32CA099936-07		09/01/2010	08/31/2011	2010	Money, Cher D	0	0	1	0	3	0

View Trainee Roster Back

Figure 115: Grant Summary Screen

9.3 View 2271 and View TN PDF

Any xTrain user can click **View 2271** PDF hyperlink or **View TN** PDF hyperlink on the *Trainee Roster* screen to look at the most recent Appointment or Termination form.

If it is not yet submitted to Agency (or if previously submitted on paper), the system creates the view *on the fly*, pulling the most current information from the profile/database and including any entered data.

If it is already electronically submitted, a snapshot of the form at time of submission is displayed.

The xTrain system displays the most recently OMB-approved form; for historical paper submissions, the form may not look identical to the one submitted.

Application	Trainee Name	Appointment Type	FY	Appointment Start Date	Appointment End Date	Termination Date	End Date Past?	Degree Level	Appointment Status	Appointment Source	Termination Status	Termination Source	View	Action
5T32DK065517-04 (Budget Period: 07/01/2007-08/30/2008)	Beaker, Kim Estry	New	2007	07/01/2007	08/30/2008	04/19/2008	No	PRE-DOC	Accepted	Electronic	Pending Agency Review	Electronic	View 2271	View TN

Figure 116: View 2271 & View TN Hyperlink

Save Cancel Reset Route to Trainee Route to PI Submit to Agency Delete View PDF

Figure 117: View PDF Button

9.4 View Routing History

The **View Routing History** hyperlink is available throughout many of the xTrain processes. This hyperlink provides event history and includes routing comments. The hyperlink can be accessed

from within forms or from the *Appointment/Termination Status* screen.



Figure 118: Statement of Training Appointment Screen Displaying View Routing History Hyperlink

Routing History

Project Number: T32 MH 312008
 Appointment Status: Pending Agency Review
 Project Title: XTRAIN DEMO TRAINING GRANT
 Institution: UNIVERSITY OF PENNSYLVANIA
 PD Name: Money, Cher D
 Trainee Name: Newbie, Ima Brand

Event	Action Taken By	Action Date	Action Taken	Current Status	Current Reviewer	Action Comments
PI Initiates, Amends, or Re-appoints a Trainee via 2271	Money, Cher	06/05/2008 06:36 PM	Initiated by PI	In-Progress PI	Money, Cher	
PI Routes 2271 to Trainee	Money, Cher	06/05/2008 07:07 PM	Routed to Trainee	In-Progress Trainee	Newbie, Ima	I have started the 2271 form needed for you Appointment. Please complete the remaining information and route it back to me. Give me a call if you have any questions. -Cher D. Money
Trainee Routes 2271 to PI	Newbie, Ima	06/05/2008 07:43 PM	Routed to PI	In-Progress PI	Money, Cher	I believe I have included all the necessary informatin. I look forward to this opportunity. Ima Newbie
PI Submits 2271 to Agency	Money, Cher	06/05/2008 07:56 PM	Submitted to Agency	Pending Agency Review	AGENCY	I am submitting Ima Newbie's Appointment form. She is a wonderful addition to our program. Let me know if you have any questions. Cher D. Money

Figure 119: Routing History Screen

NOTE: The text listed under the **Action Comments** field includes information that was entered by users in the *Provide Comments* screen.

9.5 View Grant Summaries

On the *My Grants* and **List of Grants** screens, the grant number is a hypertext hyperlink that takes the user to the *Grant Summary* screen when clicked. To view a grant summary from the *My Grants* or *List of Grants* screens, click the **Grant Number** to access the *Grant Summary* screen.

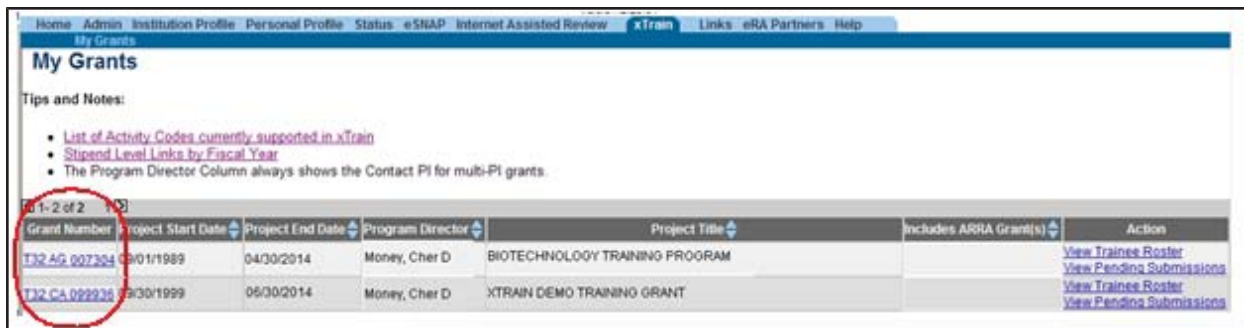


Figure 120: My Grants Screen Displaying Grant Number Hyperlinks

NOTE: Data entry for previously submitted paper actions may be still in progress.

The *Grant Summary* screen displays.

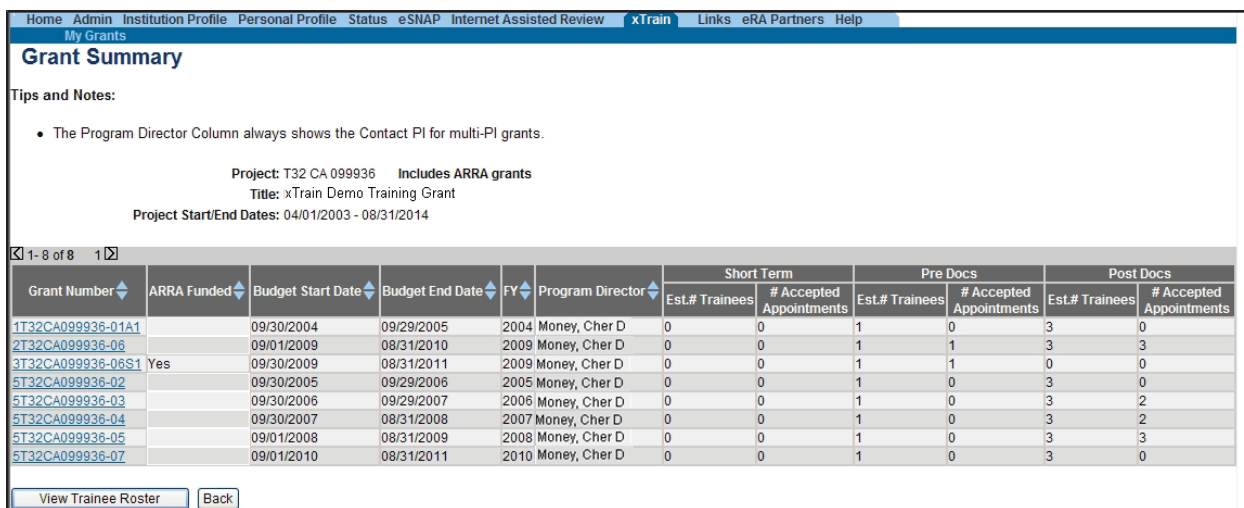


Figure 121: Grants Summary Screen Displaying Actions Accepted

NOTE: Fields displayed on the *Grant Summary* screen cannot be edited.

9.6 View Trainee Roster

To view the *Trainee Roster* screen from the *My Grants* screens:

1. Click on **View Trainee Roster** hyperlink.

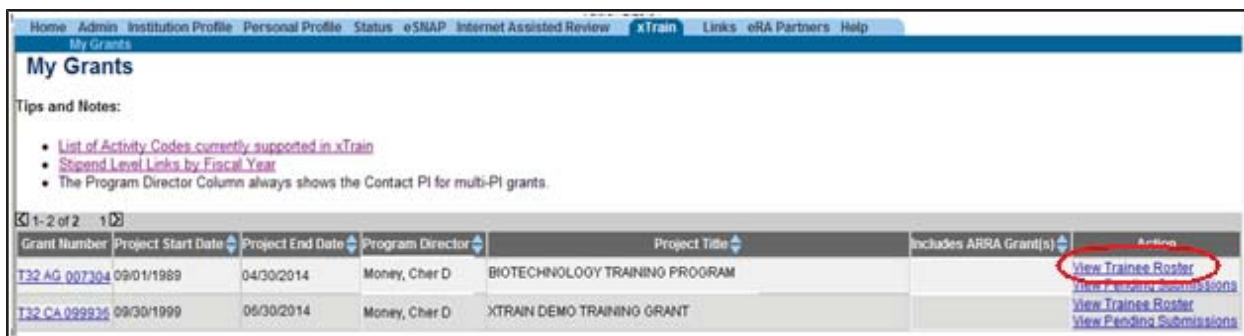


Figure 122: My Grants Screen Displaying View Trainee Roster Hyperlink

2. Make a selection from the drop down and click the **Go** button.

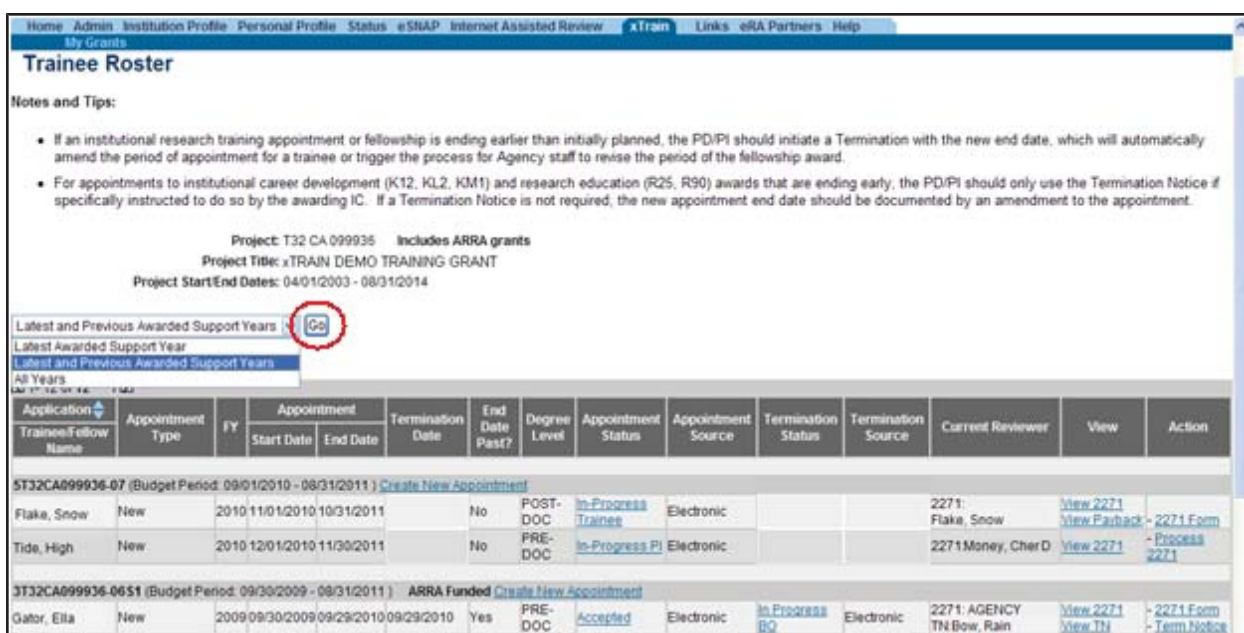


Figure 123: Trainee Roster Screen

9.6.1 Trainee Roster Fields

The following are the possible descriptors that can be shown for each of the fields in the Trainee Roster.

(1) Appointment Type:

- New
- Reappointment
- Amendment

(2) Appointment Status:

- Pending Agency Review
- On Hold by Agency
- On Hold by Agency – Waiting Paper Signature
- In Progress PI
- In Progress Trainee
- In Progress BO

(3) Appointment Source:

- Paper
- Electronic

(4) Termination Status:

- In Progress PI
- In Progress Trainee
- In Progress BO
- Pending Agency Review
- On Hold by Agency
- On Hold by Agency – Awaiting Award Revision (for Fellowships only)
- Accepted (When the termination status is “Accepted,” the appointment status is “Terminated.”)

(5) View:

- View 2271
- View TN
- View Payback

(6) Action:

- Process 2271
- 2271 Form
- Amend 2271
- Initiate TN
- Process TN
- Reappoint 2271 (This only appears when there is an awarded future year for the grant to which the Trainee has not already been appointed.)

Application Trainee/Fellow Name	Appointment Type	FY	Appointment Start Date	Appointment End Date	Termination Date	End Date Past?	Degree Level	Appointment Status	Appointment Source	Termination Status	Termination Source	Current Reviewer	View	Action
5T32CA099936-07 (Budget Period: 09/01/2010 - 08/31/2011) Create New Appointment														
Flake, Snow	New	2010	11/01/2010	10/31/2011		No	POST- DOC	In-Progress Trainee	Electronic			2271: Flake, Snow	View 2271 View Packet	- 2271 Form
Tide, High	New	2010	12/01/2010	11/30/2011		No	PRE- DOC	In-Progress Pl	Electronic			2271Money, CherD	View 2271 - Process 2271	
3T32CA099936-0651 (Budget Period: 09/30/2009 - 08/31/2011) ARRA Funded Create New Appointment														
Gator, Ella	New	2009	09/30/2009	09/29/2010	09/29/2010	Yes	PRE- DOC	Accepted	Electronic	In-Progress BO	Electronic	2271 AGENCY TN Bow, Rain	View 2271 View Th	- 2271 Form - Term Notice

Figure 124: Trainee Roster Fields

10 Email Messages

10.1 *Email Reminders for Time Based xTrain Activities*

The following email reminders will be sent to facilitate time based xTrain activities.

10.1.1 Email Reminder to Fellow (PI), Sponsor, Sponsor Delegate, and BO—30 Days Before Fellowship End Date

The system sends an email to the Fellow (PI), the Sponsor, Sponsor Delegate, and the BO if the Fellowship End Date is within 30 days and the Fellowship is not yet terminated and the email has not yet been sent for this Fellowship.

10.1.2 Email Reminder to Fellow (PI), Sponsor, Sponsor Delegate and BO—Fellowship End Date has Passed

The system sends an email to the Fellow (PI), the Sponsor, Sponsor Delegate, and the BO if the Fellowship End Date has passed and the Fellowship is not yet terminated and the email has not yet been sent for this Fellowship.

10.1.3 Email Reminder to Fellow (PI), Sponsor, Sponsor Delegate and BO—Fellowship End Date has Passed 30 Days Ago

The system sends an email to the Fellow (PI), the Sponsor, Sponsor Delegate, and the BO if the Fellowship End Date has passed 30 days ago and the Fellowship is not yet terminated and the email has not yet been sent for this Fellowship.

NOTE: The system sends one consolidated email if multiple records are found that meet the above mentioned conditions.

10.2 *Email Notifications to Manage the Termination Process for Fellowships*

The following email notifications will be sent in the process of managing Fellowship Termination Notices.

10.2.1 Fellowship TN Routed to Sponsor

The system sends an email to the Sponsor and the Sponsor Delegate anytime the Termination Notice requires more processing.

10.2.2 Fellowship TN is on Hold Awaiting Award Revision

The system sends an email to the BO and the IC Central Mailbox anytime the termination date is modified in xTrain and the award has not yet been modified with the new date.

10.2.3 Fellowship TN Routed to Fellow (PI)

The system sends an email to the Fellow (PI) anytime the Termination Notice requires more processing.

10.2.4 Fellowship TN Submitted to Agency

The system sends an email to the Fellow (PI), Sponsor, and Sponsor Delegate anytime a Termination Notice is submitted to the Agency.

10.2.5 Fellowship TN Routed to BO

The system sends an email to the BO anytime a Termination Notice requires more processing.

10.2.6 Fellowship TN Accepted by Agency

The system sends an email to the Fellow (PI), BO, Sponsor, and Sponsor Delegate anytime a Termination Notice is accepted by the Agency.

10.2.7 Fellowship TN Rejected by Agency

The system sends an email to the Fellow (PI), BO, Sponsor, and Sponsor Delegate anytime a Termination Notice is rejected by the Agency.

10.2.8 Fellowship TN Recalled

The system sends an email to the Fellow (PI), BO, Sponsor, and Sponsor Delegate anytime a Termination Notice is recalled.

10.2.9 Fellowship TN Deleted Email

The system sends an email to the Fellow (PI), BO, Sponsor, and Sponsor Delegate anytime a Termination Notice is deleted.

11 Getting Help

Additional xTrain information, including Quick Reference Sheets, Animated Online Tutorials, and PowerPoint Presentations, can be found on the Training and Career Development Support Page at http://era.nih.gov/training_career/index.cfm.

Users may also request assistance from the eRA Commons Help Desk:

eRA Commons Help Desk

Web: <http://ithelpdesk.nih.gov/eRA/> (Preferred method of contact)

Toll-free: 1-866-504-9552

Phone: 301-402-7469

TTY: 301-451-5939

Hours: Mon-Fri, 7:00 a.m. to 8:00 p.m. Eastern Time

11.0.1 Hyperlinks of Interest:

eRA Commons:

<https://commons.era.nih.gov/commons/>

eRA Web Site:

<http://era.nih.gov>

xTrain Web Page:

(Application Launch, Quick Reference sheets, FAQs, Training Materials)

http://era.nih.gov/era_training/xtrain.cfm

Ruth L. Kirschstein National Research Service Award Page:

(Policy Information, Stipend Levels, FAQs)

<http://grants.nih.gov/training/nrsa.htm>

NIH Forms & Applications:

<http://grants.nih.gov/grants/forms.htm>

12 Appendix A – Statement of Appointment (Form PHS 2271)

Instructions for PHS 2271 Revised 06/09	Form Approved Through 06/30/2012 OMB No. 0925-0001
--	---

**U.S. Department of Health and Human Services
Public Health Service**

**Information and Instructions for Completing
Statement of Appointment (Form PHS 2271)**

The Public Health Service (PHS) estimates that it will take 15 minutes to complete this form. This includes time for reviewing the instructions, gathering needed information, and completing and reviewing the form. An agency may not conduct or sponsor, and a person is not required to respond to, a collection of information unless it displays a currently valid OMB control number. If you have comments regarding the amount of time it takes to complete this form or any other aspects of this collection of information, including suggestions for reducing this burden, send comments to: NIH, Project Clearance Office, 6705 Rockledge Drive MSC 7974, Bethesda, MD 20592-7974, ATTN: PRA (0925-0001). **Do not return the completed form to this address.**

I. INTRODUCTION

This form is to be used to appoint individuals as trainees to institutional Ruth L. Kirschstein-National Service Research Award (Kirschstein-NRSA) programs (e.g., T32, T34, T35) and applicable non-NRSA institutional research training programs (e.g., T15). It can also be used to document the appointment of scholars to institutional career development awards (e.g., K12) and individual participants to research education awards (e.g., R25).

Please read carefully the following instructions, including the Privacy Act Statement at the end of this document. All items on the form must be completed unless otherwise indicated in these instructions.

II. GENERAL INSTRUCTIONS

A. Definitions:

Types of Awards

Kirschstein-NRSA. Awards that provide undergraduate, predoctoral, and postdoctoral research training support under the authority of Section 487 of the PHS Act (42 USC 288). All Kirschstein-NRSA trainees must meet specific citizenship requirements – for details, see Item 8.

Non-NRSA Research Training. Awards that provide predoctoral and postdoctoral research training support through non-NRSA funding authorities. These training programs generally do not have the same provisions and requirements as Kirschstein-NRSA awards (e.g., specific citizenship requirements).

Career Development. Awards that provide doctoral-level investigators an opportunity to enhance their research careers. Individuals appointed to institutional career development awards must meet specific citizenship requirements—for details, see Item 8.

Research Education. Awards that provide support for programs intended to attract investigators to a specific field of study. Individuals appointed to research education award

PHS 2271 (Rev. 06/09) — Instructions

Figure 125: Statement of Appointment (Form PHS 2271) Instructions

programs may or may not be subject to specific citizenship requirements—for details, see Item 8.

Types of Appointments

Trainee. A person appointed to and supported by an institutional Kirschstein-NRSA or non-NRSA research training award.

Scholar. A person appointed to and supported by an institutional career development award.

Participant. A person appointed to and supported by a research education award.

B. Application

A “Statement of Appointment” form covers the support of an individual for a particular budget period and is required for each new appointment, reappointment, or amended appointment of an individual receiving stipend, tuition costs, or travel expenses as a trainee under a Kirschstein-NRSA or other applicable PHS institutional training grant. This form may also be used to document the salary and other support provided to an individual as a scholar or participant under a career development or research education program award in which the institution selects and appoints the individual. The form (which is signed by both the individual and the Program Director) must be completed and submitted to PHS at the time the individual starts the appointment or reappointment, or, in the case of an amendment, as soon as the change occurs. If there are multiple Program Directors on the award, the contact PD should sign.

For **new** postdoctoral trainees appointed to Kirschstein-NRSA institutional grants, a signed and dated [payback agreement](#) must be submitted with this appointment form before a stipend or other allowance may be paid.

C. Submission

The original should be sent to the awarding component. A copy should also be given to the trainee, scholar, or participant, the Program Director, and Business Official.

III. ITEM-BY-ITEM INSTRUCTIONS

Item 1. PHS Grant Number. Insert the entire PHS Grant Number as shown on the particular Notice of Grant Award from which funds are provided, e.g., 5 T32 GM12453-03 would be listed as Type: 5; Activity Code: T32; ID Serial Number: GM12453-03.

Item 2. Trainee/Scholar/Participant Name. Include maiden name or other names in parentheses where applicable.

Item 3. Sex. Self-explanatory.

Item 4. Type of Action.

New Appointment: When an individual has not been previously supported by this training grant.

Reappointment: When an individual was supported by this grant during a previous budget period, the appointment covered by this form is designated a reappointment. Skip the shaded items if the information provided will be the same as that reported during the prior budget period. Always complete the non-shaded items.

Amendment: “Amendment” pertains only to a change of item 2 (Name); 9 (Permanent Mailing Address); 15 (Appointment Period); or 20 (Support from this Grant) during a period of appointment for which a “Statement of Appointment” form has already been submitted. Amendments must be submitted as soon as the change occurs. Complete only items 1, 2, 4, 6, 22, 23, and the item(s) to be amended.

PHS 2271 (Rev. 06/09) — Instructions

Figure 126: Statement of Appointment (Form PHS 2271) Instructions - continued

Item 5. Prior NRSA Support. Individuals being appointed to a Kirschstein-NRSA institutional grant for the first time or being reappointed after a break in support must indicate if they have received prior Kirschstein-NRSA support from either an individual award or institutional grant. If yes, specify on the form the dates of support, the level (pre- or post-), the mechanism (individual award or institutional grant), and the grant number, if known. (See the Program Guidelines for limitations on total period of support.)

Item 6. Social Security Number. Trainees/scholars/participants are asked to voluntarily provide the last four digits of their Social Security Numbers. This information provides the agency with vital information necessary for accurate identification and review of appointments and for management of PHS grant programs. See the Privacy Act Statement at the end of these instructions for further information concerning this request.

Item 7. Birthdate. Self-explanatory.

Item 8. Citizenship. Check the box corresponding to the trainee's, scholar's, or participant's citizenship and visa status. If not a U.S. citizen, list the country of citizenship.

A **noncitizen national** is an individual who, although not a citizen of the United States, owes permanent allegiance to the United States. Individuals in this category are generally born in lands which are not States, but which are under U.S. sovereignty, jurisdiction, or administration (e.g., American Samoa).

Kirschstein-NRSA trainees and institutional career development scholars must be U.S. citizens, non-citizen nationals, or permanent residents of the United States. Individuals on temporary or student visas are not eligible. Trainees or scholars in these programs who are permanent residents of the U.S. must submit a notary's signed statement with this appointment form certifying that they have (1) a Permanent Resident Card (USCIS Form I-551), or (2) other legal verification of such status.

Trainees in non-NRSA research training programs and participants in research education award programs should consult the applicable Funding Opportunity Announcement (FOA) for citizenship requirements.

Item 9. Permanent Mailing Address. Give an address where the appointed individual can be reached by mail **after** completion of the program. (Do not give present address unless it is considered permanent as defined above.)

Items 10-13. Race/Ethnicity/Disability/Disadvantaged Background. Responses to these items will help provide statistical information on the participation of individuals from diverse groups in Public Health Service (PHS) programs and identify inequities in terms of recruitment and retention based on race, ethnicity, disability and/or disadvantaged background.

Trainees, scholars, and participants are strongly encouraged to provide this information, however declining to do so will in no way affect their appointments.

This information will be retained by the PHS in accordance with and protected by the Privacy Act of 1974. Racial/ethnic/disability/background data are confidential and all analyses utilizing the data will report aggregate statistical findings only and will not identify individuals. (See the Privacy Act Statement at the end of these instructions for more information.)

10. Are you Hispanic (or Latino)?

Hispanic or Latino: A person of Cuban, Mexican, Puerto Rican, South or Central American, or other Spanish culture or origin, regardless of race. The term, "Spanish origin," can be used in addition to "Hispanic or Latino".

PHS 2271 (Rev. 06/09) — Instructions

Figure 127: Statement of Appointment (Form PHS 2271) - continued

11. What is your racial background?

Check one or more.

American Indian or Alaska Native. A person having origins in any of the original peoples of North, Central, or South America and maintains tribal affiliation or community.

Asian. A person having origins in any of the original peoples of the Far East, Southeast Asia, or the Indian subcontinent including, for example, Cambodia, China, India, Japan, Korea, Malaysia, Pakistan, the Philippine Islands, Thailand, and Vietnam.

Black or African American. A person having origins in any of the black racial groups of Africa. Terms such as "Haitian" or "Negro" can be used in addition to "Black or African American."

Native Hawaiian or Other Pacific Islander. A person having origins in any of the original peoples of Hawaii, Guam, Samoa, or other Pacific Islands.

White. A person having origins in any of the original peoples of Europe, the Middle East, or North Africa.

12. Do you have a disability?

Disability: A physical or mental impairment that substantially limits one or more major life activities.

13. Are you from a disadvantaged background?

Disadvantaged Background: An individual is considered to be from a disadvantaged background if he or she:

1. Comes from a family with an annual income below established low-income thresholds, published by the U.S. Bureau of the Census; adjusted annually for changes in the Consumer Price Index; and adjusted by the Secretary for use in all health professions programs. The Secretary periodically publishes these income levels at <http://aspe.hhs.gov/poverty/index.shtml>. Individuals falling in this category must have qualified for Federal disadvantaged assistance or have received Health Professional Student Loans (HPSL), Loans for Disadvantaged Student Program, or scholarships from the U.S. Department of Health and Human Services under the Scholarship for Individuals with Exceptional Financial Need.
2. Comes from a social, cultural, or educational environment, such as that found in certain rural or inner-city environments, that has demonstrably and recently directly inhibited the acquisition of the knowledge, skills, and abilities necessary to develop and participate in a research career. This category is most applicable to high school and perhaps undergraduate students, but more difficult to justify for individuals beyond that level of achievement.

Item 14. Field of Training (FOT). Provide a single numeric FOT code from the list below that best fits the research training that will be provided during the appointment. Use the subcode (nonbold lowercase) unless the broader category (bold uppercase) fits best.

Figure 128: Statement of Appointment (Form PHS 2271) - continued

<p>1000 I. Predominantly Non-Clinical or Lab-Based Research Training</p> <p>1100 BIOCHEMISTRY 1110 Biological Chemistry 1120 Bioenergetics 1130 Enzymology 1140 Metabolism</p> <p>1200 BIOENGINEERING 1210 Bioelectric/Biomagnetic 1220 Biomaterials 1230 Biomechanical Engineering 1240 Imaging 1250 Instrumentation and Devices 1260 Mathematical Modeling 1270 Medical Implant Science 1280 Nanotechnology 1290 Rehabilitation Engineering 1310 Tissue Engineering</p> <p>1400 BIOPHYSICS 1410 Kinetics 1420 Spectroscopy 1430 Structural Biology 1440 Theoretical Biophysics</p> <p>1500 BIOTECHNOLOGY 1510 Applied Molecular Biology 1520 Bioprocessing and Fermentation 1530 Metabolic Engineering</p> <p>1600 CELL AND DEVELOPMENTAL BIOLOGY 1610 Cell Biology 1620 Developmental Biology</p> <p>1700 CHEMISTRY 1710 Analytical Chemistry 1720 Bioinorganic Chemistry 1730 Bioorganic Chemistry 1740 Biophysical Chemistry 1750 Medicinal Chemistry 1760 Physical Chemistry 1770 Synthetic Chemistry</p> <p>1900 ENVIRONMENTAL SCIENCES</p> <p>2000 GENETICS 2010 Behavioral Genetics 2020 Developmental Genetics 2030 Genetic Epidemiology 2040 Genetics of Aging 2050 Genomics 2060 Human Genetics 2070 Molecular Genetics 2080 Population Genetics</p> <p>2200 IMMUNOLOGY 2210 Asthma and Allergic Mechanisms 2220 Autoimmunity 2230 Immunodeficiency 2240 Immunogenetics 2250 Immunopathology 2260 Immunoregulation 2270 Inflammation 2280 Structural Immunology 2290 Transplantation Biology 2310 Vaccine Development</p>	<p>2400 MICROBIOLOGY AND INFECTIOUS DISEASES 2410 Bacteriology 2420 Etiology 2430 HIV/AIDS 2440 Mycology 2450 Parasitology 2460 Pathogenesis of Infectious Diseases 2470 Virology</p> <p>2600 MOLECULAR BIOLOGY</p> <p>2800 NEUROSCIENCE 2810 Behavioral Neuroscience 2820 Cellular neuroscience 2830 Cognitive neuroscience 2840 Communication Neuroscience 2850 Computational Neuroscience 2860 Developmental Neuroscience 2870 Molecular Neuroscience 2880 Neurochemistry 2890 Neurodegeneration 2910 Neuropharmacology 2920 Systems/Integrative Neuroscience</p> <p>3100 NUTRITIONAL SCIENCES</p> <p>3200 PHARMACOLOGY 3210 Molecular Pharmacology 3220 Pharmacodynamics 3230 Pharmacogenetics 3240 Toxicology</p> <p>3300 PHYSIOLOGY 3310 Aging 3320 Anesthesiology (basic science) 3330 Endocrinology (basic science) 3340 Exercise Physiology (basic science) 3350 Integrative Biology 3360 Molecular Medicine 3370 Physiological Optics 3380 Reproductive Physiology</p> <p>3500 PLANT BIOLOGY</p> <p>3600 PSYCHOLOGY, NON-CLINICAL 3610 Behavioral Communication Sciences 3620 Behavioral Medicine (non-clinical) 3630 Cognitive Psychology 3640 Developmental and Child Psychology 3650 Experimental & General Psychology 3660 Mind-Body Studies 3680 Neuropsychology 3690 Personality and Emotion 3710 Physiological Psychology & Psychobiology 3720 Psychology of Aging 3730 Psychometrics 3740 Psychophysics 3750 Social Psychology</p> <p>3900 PUBLIC HEALTH 3910 Disease Prevention and Control 3920 Epidemiology 3930 Health Economics</p>	<p>3940 Health Education 3950 Health Policy Research 3960 Health Services Research 3970 Occupational and Environmental Health</p> <p>4100 RADIATION, NON-CLINICAL 4110 Nuclear Chemistry 4120 Radiation Physics 4130 Radiobiology</p> <p>4200 SOCIAL SCIENCES 4210 Anthropology 4220 Bioethics 4230 Demography & Population Studies 4240 Economics 4250 Education 4260 Language and Linguistics 4270 Sociology</p> <p>4400 STATISTICS AND/OR RESEARCH METHODS AND/OR INFORMATICS 4410 Biostatistics and/or Biometry 4420 Bioinformatics 4430 Computational Science 4440 Information Science 4450 Clinical Trials Methodology</p> <p>4600 TRAUMA, NON CLINICAL</p> <p>5000 OTHER, Predominantly Non-Clinical or Lab-Based Research Training</p> <p>6000 II. Predominantly Clinical Research Training (can include any degree)</p> <p>6100 ALLIED HEALTH 6110 Audiology 6120 Community Psychology 6130 Exercise Physiology (clinical) 6140 Medical Genetics 6150 Occupational Health 6160 Palliative Care 6170 Physical Therapy 6180 Pharmacy 6190 Social Work 6210 Speech-language Pathology 6211 Rehabilitation</p> <p>6400 DENTISTRY</p> <p>6500 CLINICAL DISCIPLINES 6510 Allergy 6520 Anesthesiology 6530 Behavioral Medicine (clinical) 6540 Cardiovascular Diseases 6550 Clinical Laboratory Medicine 6560 Clinical Nutrition 6570 Clinical Pharmacology 6580 Complementary and Alternative Medicine 6590 Clinical Psychology 6610 Connective Tissue Diseases 6620 Dermatology 6630 Diabetes 6640 Gastroenterology 6650 Endocrinology 6660 Immunology</p>
<p>PHS 2271 (Rev. 06/09) — Instructions</p>		

Figure 129: Statement of Appointment (Form PHS 2271) - continued

6670 Gene Therapy (clinical)	6910 Oncology	7300 PEDIATRIC DISCIPLINES
6680 Geriatrics	6920 Orthopedics	7310 Pediatric Endocrinology
6690 Hematology	6930 Otorhinolaryngology	7320 Pediatric Hematology
6710 HIV/AIDS	6940 Preventive Medicine	7330 Pediatric Oncology
6820 Infectious Diseases	6950 Radiation, Interventional	7340 Pediatric, Prematurity & Newborn
6830 Liver Diseases	6960 Pulmonary Diseases	7500 NURSING
6840 Metabolic Diseases	6970 Radiology, Diagnostic	7700 VETERINARY MEDICINE
6850 Nephrology	6980 Rehabilitation Medicine	8000 OTHER, Predominantly Clinical Research Training
6860 Neurology	6990 Psychiatry	
6870 Ophthalmology	7110 Surgery	
6880 Nuclear Medicine	7120 Trauma	
6890 OB-GYN	7130 Urology	

Item 15. Period of this Appointment. The period shown in most cases will be 12 months. Appointment periods may exceed 12 months in rare cases and only with prior approval from the PHS. The amount of the stipend/salary and tuition for each full period of appointment must be obligated from funds available at the time the appointment begins, unless other arrangements have been made with PHS.

Other instructions should be requested where institutional accounting practice precludes obligations of stipend/salary and tuition in the amount required for the full appointment period.

Item 16. Education. List undergraduate, master's, and doctoral degrees and the month and year earned.

Item 17. Specialty Boards. If applicable, select a specialty from the attached list. If not applicable, indicate N/A.

Items 18-19. Degrees Sought. Provide the degree sought under the award. Indicate whether the appointee is in a dual degree program (e.g., M.D./Ph.D.).

Include the date that all degree requirements are expected to be completed.

Item 20. Support for Period of Appointment. Indicate the total amount the appointee expects to receive from the grant during the appointment period. For trainees, provide stipend amount, tuition/fees, and travel. For career development scholars and research education award participants, report only the salary or subsistence allowance to be received from the grant, on the line for stipend/salary/other compensation.

Item 21. Statement of Nondelinquency on U.S. Federal Debt. A "Statement of Nondelinquency on Federal Debt" is required for each particular appointment period and is to be completed by each individual (trainee) appointed to receive financial support under a PHS institutional training grant.

If the prospective trainee is delinquent on Federal debt, the PHS must review the explanation required to be provided on, or attached to, the form. In such case the PHS shall (a) take such information into account when determining whether the prospective trainee is responsible with respect to that appointment, and (b) consider not approving the appointment until payment is made or satisfactory arrangements are made with the agency to whom the debt is owed.

Therefore, it may be necessary for the PHS to contact the prospective trainee before the appointment can be approved to confirm the status of the debt and ascertain the payment arrangements for its liquidation. Individuals failing to liquidate indebtedness to the Federal Government in a businesslike manner place themselves at risk of not receiving PHS financial assistance.

PHS 2271 (Rev. 06/09) — Instructions

Figure 130: Statement of Appointment (Form PHS 2271) - continued

The PHS awarding component shall notify the sponsoring institution in writing of its decision regarding the approval of a prospective appointee where this form discloses delinquency on Federal debt.

The trainee must check the appropriate box. If the "Yes" box is checked, please provide an explanation in the space provided. The question applies only to the person requesting financial assistance, and does not apply to the person who signs the form as the Program Director.

Examples of Federal Debt include delinquent taxes, audit disallowances, guaranteed or direct student loans, FHA loans, business loans, and other miscellaneous administrative debts. For purposes of this certification, the following definitions of "delinquency" apply:

- For direct loans and fellowships (whether awarded directly to the applicant by the Federal Government or by an institution using Federal funds), a debt more than 31 days past due on a scheduled financial payment. (This definition excludes service payback under a National Research Service Award.)
- For guaranteed and insured loans, recipients of a loan guaranteed by the Federal Government that the Federal Government has repurchased from a lender because the borrower breached the loan agreement and is in default.
- For grants, organizations in receipt of a "Notice of Grants Cost Disallowance" which have not repaid the disallowed amount or which have not resolved the disallowance. (This definition excludes disallowance in an "appeal" status.)

Item 22. Certification and Signature of Appointee. Self-explanatory.

Item 23. Certification, Signature, and Address of Program Director. Self-explanatory.

PHS 2271 (Rev. 06/09) — Instructions

Figure 131: Statement of Appointment (Form PHS 2271) – continued

Department of Health and Human Services
Public Health Services
Statement of Appointment
(Please Type)

Follow attached instructions carefully. Submit this form at the time the individual is appointed, is reappointed, or the reported appointment is amended. Return this form to the PHS awarding component. For new postdoctoral trainees under NRSA, signed and dated payback agreement **must** accompany this form.

1. PHS GRANT NUMBER

Type	Activity	ID Serial No.

2. APPOINTEE'S NAME *(Last, first, initial)*

3. SEX

M F

4. TYPE OF ACTION *(Check only one type)*

NEW appointment (NOT previously supported by this grant)

REAPPOINTMENT (Previously supported by this grant)

AMENDMENT of items checked: 2 9 15 20

5. PRIOR NRSA SUPPORT *(Individual or institutional)*

NO YES (If "Yes," see instructions)

6. SOCIAL SECURITY NO.
XXX-XX-

7. BIRTHDATE *(Month, day, year)*

8. CITIZENSHIP *(See instructions)*

U.S. Citizen or Noncitizen National

Non-U.S. Citizen

With a Permanent U.S. Resident Visa ("Green Card")

With a Temporary U.S. Visa

If not a U.S. citizen, of which country are you a citizen?

9. PERMANENT MAILING ADDRESS

E-mail

10. Are you Hispanic (or Latino)? YES NO Do Not Wish to Provide

11. What is your racial background? *Check one or more*

American Indian or Alaska Native

Native Hawaiian or other Pacific Islander

Asian

Black or African American

White

Do Not Wish to Provide

12. Do you have a disability?

YES NO Do Not Wish to Provide

If yes, which of the following categories describe your disability(ies):

Hearing Mobility/Orthopedic Impairment

Visual Other

13. Are you from a disadvantaged background?

YES NO Do Not Wish to Provide

14. FIELD OF RESEARCH TRAINING OR CAREER DEVELOPMENT *(for this appointment)*

Enter a 4 digit code from instructions:

15. PERIOD OF APPOINTMENT *(Month, day, year)*

From: To:

16. EDUCATION – AFTER HIGH SCHOOL <i>(Indicate all academic and professional education. For foreign degrees, give U.S. equivalent.)</i>			
(a) Name of Institution and Location <i>(List most recent first)</i>	(b) Degree(s) Received		(c) Major Field
	Degree	Mo./Yr.	(d) Minor Field
			Minor field degree 1

PHS 2271 (Rev. 06/09)

Page 1 of 2

Figure 132: Statement of Appointment Form 2271 - Page One

17. NAME OF SPECIALTY BOARDS <i>(if applicable)</i>		
18. DEGREE(S) SOUGHT <input type="checkbox"/> YES <input type="checkbox"/> NO	If yes, indicate type of degree	
Are you in a dual degree program (e.g., M.D./Ph.D.)? <input type="checkbox"/> YES <input type="checkbox"/> NO		
19. EXPECTED COMPLETION DATE OF DEGREE REQUIREMENTS <i>(if applicable)</i>		
20. SUPPORT FOR PERIOD OF APPOINTMENT		
TYPE	Total for this Grant <i>(Omit cents)</i>	
Stipend / Salary / Other Compensation	\$	
Tuition/fees <i>(estimated)</i>	\$	
Travel <i>(estimated)</i>	\$	
TOTAL	\$	
21. STATEMENT OF NONDELINQUENCY ON U.S. FEDERAL DEBT. Is the appointee delinquent on the repayment of any U.S. Federal debt(s)?		
<input type="checkbox"/> NO <input type="checkbox"/> YES <i>(If "Yes," please explain below.)</i>		
22. CERTIFICATION AND ACCEPTANCE: I certify that the statements herein are true and complete to the best of my knowledge and that I will comply with all applicable Public Health Service terms and conditions governing my appointment. I am aware that any false, fictitious or fraudulent statements or claims may subject me to criminal, civil, or administrative penalties.	(a) SIGNATURE OF APPOINTEE	(b) DATE
23. This individual is qualified for this program and is eligible to receive financial support for the period specified above. A copy of this appointment form will be given to the individual.	(a) SIGNATURE OF PROGRAM DIRECTOR	(b) DATE
(c) TYPED NAME OF PROGRAM DIRECTOR		
(d) INSTITUTION'S NAME, ADDRESS, AND PHONE NO. (Street, city, state, zip code)		

Figure 133: Statement of Appointment Form 2271 – Page Two

Privacy Act Statement

The PHS maintains application and grant records as part of a system of records as defined by the Privacy Act: 09-25-0112, Grants and Cooperative Agreements: Research, Research Training, Fellowship, and Construction Applications and Related Awards. The Privacy Act of 1974 (5 USC 522a) allows disclosures for "routine uses" and permissible disclosures.

Some routine uses may be:

1. To the cognizant audit agency for auditing.
2. To a Congressional office from a record of an individual in response to an inquiry from the Congressional office made at the request of that individual.
3. To qualified experts, not within the definition of DHHS employees as prescribed in DHHS regulations (45 CFR 5b.2) for opinions as part of the application review process.
4. To a Federal agency, in response to its request, in connection with the letting of a contract or the issuance of a license, grant, or other benefit by the requesting agency, to the extent that the record is relevant and necessary to the requesting agency's decision on the matter;
5. To organizations in the private sector with whom PHS has contracted for the purpose of collating, analyzing, aggregating, or otherwise refining records in a system. Relevant records will be disclosed to such a contractor, who will be required to maintain Privacy Act safeguards with respect to such records.
6. To the sponsoring organization in connection with the review of an application or performance or administration under the terms and conditions of the award, or in connection with problems that might arise in performance or administration if an award is made.
7. To the Department of Justice, to a court or other tribunal, or to another party before such tribunal, when one of the following is a party to litigation or has any interest in such litigation, and the DHHS determines that the use of such records by the Department of Justice, the tribunal, or the other party is relevant and necessary to the litigation and would help in the effective representation of the governmental party.
 - a. the DHHS, or any component thereof;
 - b. any DHHS employee in his or her official capacity;
 - c. any DHHS employee in his or her individual capacity where the Department of Justice (or the DHHS, where it is authorized to do so) has agreed to represent the employee; or
 - d. the United States or any agency thereof; where the DHHS determines that the litigation is likely to affect the DHHS or any of its components.
8. A record may also be disclosed for a research purpose, when the DHHS:
 - a. has determined that the use or disclosure does not violate legal or policy limitations under which the record was provided, collected, or obtained;
 - b. has determined that the research purpose (1) cannot be reasonably accomplished unless the record is provided in individually identifiable form, and (2) warrants the risk to the privacy of the individual that additional exposure of the record might bring;
 - c. has secured a written statement attesting to the recipient's understanding of; and willingness to abide by, these provisions; and
 - d. has required the recipient to:
 - (1) establish reasonable administrative, technical, and physical safeguards to prevent unauthorized use or disclosure of the record;
 - (2) destroy the information that identifies the individual at the earliest time at which removal or destruction can be accomplished consistent with the purpose of the research project, unless the recipient has presented adequate justification of a research or health nature for retaining such information; and
 - (3) make no further use or disclosure of the record, except (a) in emergency circumstances affecting the health or safety of any individual, (b) for use in another research project, under these same conditions, and with written authorization of the DHHS, (c) for disclosure to a properly identified person for the purpose of an audit related to the research project, if information that would enable research subjects to be identified is removed or destroyed at the earliest opportunity consistent with the purpose of the audit, or (d) when required by law.

The Privacy Act also authorizes discretionary disclosures where determined appropriate by the PHS, including to law enforcement agencies, to the Congress acting within its legislative authority, to the Bureau of the Census, to the National Archives, to the General Accounting Office, pursuant to a court order, or as required to be disclosed by the Freedom of Information Act of 1974(5 USC 552) and the associated DHHS regulations (45 CFR Part 5).

PHS 2271 (Rev. 06/09) — Privacy Act

Figure 134: Statement of Appointment Privacy Act

Specialty Boards

If applicable, select a single specialty or subspecialty to complete item 17. If more than one applies, select the one most closely related to the field of career development or research training for this appointment.

<p><u>Allergy and Immunology</u> Allergy and Immunology</p> <p><u>Anesthesiology</u> Anesthesiology (General) Critical Care Medicine Hospice and Palliative Medicine Pain Medicine</p> <p><u>Colon and Rectal Surgery</u> Colon and Rectal Surgery</p> <p><u>Dermatology</u> Dermatology (General) Clinical and Laboratory Dermatological Dermatopathology Immunology Pediatric Dermatology</p> <p><u>Dental</u> Dental Public Health Endodontics Oral and Maxillofacial Pathology Oral and Maxillofacial Radiology Oral and Maxillofacial Surgery Orthodontics and Dentofacial Orthopedics Pediatric Dentistry Periodontics Prosthodontics</p> <p><u>Emergency Medicine</u> Emergency Medicine (General) Hospice and Palliative Medicine Medical Toxicology Pediatric Emergency Medicine Sports Medicine Undersea and Hyperbaric Medicine</p> <p><u>Family Medicine</u> Family Medicine (General) Adolescent Medicine Geriatric Medicine Hospice and Palliative Medicine Sleep Medicine Sports Medicine</p> <p><u>Internal Medicine</u> Internal Medicine (General) Adolescent Medicine Cardiovascular Disease Clinical Cardiac Electrophysiology Critical Care Medicine Endocrinology, Diabetes and Metabolism Gastroenterology Geriatric Medicine Hematology Hospice and Palliative Medicine Infectious Disease Interventional Cardiology Medical Oncology Nephrology Pulmonary Disease Rheumatology</p>	<p>Sleep Medicine Sports Medicine Transplant Hepatology</p> <p><u>Medical Genetics</u> Clinical Biochemical Genetics Clinical Cytogenetics Clinical Genetics (M.D.) Clinical Molecular Genetics Molecular Genetic Pathology Ph.D. Medical Genetics</p> <p><u>Neurological Surgery</u> Neurological Surgery</p> <p><u>Nuclear Medicine</u> Nuclear Medicine</p> <p><u>Nursing</u> Acute Care Nurse Practitioner Adult Nurse Practitioner Adult Psychiatric and Mental Health Nurse Practitioner Advanced Clinical Diabetes Management, Clinical Nurse Specialist Advanced Clinical Diabetes Management, Nurse Practitioner Gerontological Nurse Practitioner Clinical Nurse Specialist in Adult Health (formerly Medical-Surgical) Nursing Clinical Nurse Specialist in Adult Psychiatric and Mental Health Nursing Clinical Nurse Specialist in Child and Adolescent Psychiatric and Mental Health Nursing Clinical Nurse Specialist in Home Health Nursing Clinical Nurse Specialist in Pediatric Nursing Clinical Nurse Specialist in Public/Community Health Nursing Clinical Nurse Specialist in Gerontological Nursing Family Nurse Practitioner Family Psychiatric and Mental Health Nurse Practitioner Pediatric Nurse Practitioner School Nurse Practitioner</p> <p><u>Obstetrics and Gynecology</u> Obstetrics and Gynecology (General) Critical Care Medicine Gynecologic Oncology Hospice and Palliative Medicine Maternal and Fetal Medicine Reproductive Endocrinology/Infertility</p> <p><u>Ophthalmology</u> Ophthalmology</p> <p><u>Orthopaedic Surgery</u> Orthopaedic Surgery (General) Orthopaedic Sports Medicine</p>	<p>Surgery of the Hand</p> <p><u>Otolaryngology</u> Otolaryngology (General) Neurotology Pediatric Otolaryngology Plastic Surgery Within the Head and Neck Sleep Medicine</p> <p><u>Pathology</u> Anatomic Pathology and Clinical Pathology (General) Pathology-Anatomic (General) Pathology-Clinical (General) Blood Banking/Transfusion Medicine Chemical Pathology Cytopathology Dermatopathology Forensic Pathology Hematology Medical Microbiology Molecular Genetic Pathology Neuropathology Pediatric Pathology</p> <p><u>Pediatrics</u> Pediatrics (General) Adolescent Medicine Child Abuse Pediatrics Developmental-Behavioral Pediatrics Hospice and Palliative Medicine Medical Toxicology Neonatal-Perinatal Medicine Neurodevelopmental Disabilities Pediatric Cardiology Pediatric Critical Care Medicine Pediatric Emergency Medicine Pediatric Endocrinology Pediatric Gastroenterology Pediatric Hematology-Oncology Pediatric Infectious Diseases Pediatric Nephrology Pediatric Pulmonology Pediatric Rheumatology Pediatric Transplant Hepatology Sleep Medicine Sports Medicine</p> <p><u>Physical Medicine and Rehabilitation</u> Physical Medicine and Rehabilitation (General) Hospice and Palliative Medicine Pain Medicine Neuromuscular Medicine Pediatric Rehabilitation Medicine Spinal Cord Injury Medicine Sports Medicine</p> <p><u>Plastic Surgery</u> Plastic Surgery (General) Plastic Surgery Within the Head and Neck Surgery of the Hand</p>
---	---	---

PHS 2271 (Rev. 06/09) — Attachment

Figure 135: Statement of Appointment Specialty Boards

<p><u>Preventive Medicine</u> Aerospace Medicine Medical Toxicology Occupational Medicine Public Health and General Preventive Medicine Undersea and Hyperbaric Medicine</p> <p><u>Psychiatry and Neurology</u> Neurology (General) Psychiatry (General) Addiction Psychiatry Child and Adolescent Psychiatry Clinical Neurophysiology Forensic Psychiatry Geriatric Psychiatry Hospice and Palliative Medicine</p>	<p>Neurodevelopmental Disabilities Neurology with Special Qualifications in Child Neurology Neuromuscular Medicine Pain Medicine Psychosomatic Medicine Sleep Medicine Vascular Neurology</p> <p><u>Radiology</u> Diagnostic Radiology Hospice and Palliative Medicine Neuroradiology Nuclear Radiology Pediatric Radiology Radiation Oncology Radiologic Physics</p>	<p>Vascular and Interventional Radiology</p> <p><u>Surgery</u> Surgery (General) Hospice and Palliative Medicine Pediatric Surgery Surgery of the Hand Surgical Critical Care Vascular Surgery</p> <p><u>Thoracic Surgery</u> Thoracic Surgery</p> <p><u>Urology</u> Urology (General) Pediatric Urology</p>
---	---	--

PHS 2271 (Rev. 06/09) — Attachment

Figure 136: Statement of Appointment Specialty Boards - continued

13 Appendix B – Termination Notice (Form 416-7)

Information and Instructions for Completing a Termination Notice

(Completed form should be mailed to the PHS awarding agency Grants Management Office named in the Notice of Award)

This form summarizes the information to be supplied by Ruth L. Kirschstein National Research Service Award (NRSA) recipients on termination of their award and for a limited period thereafter. This form may also be used to document the termination of appointments to non-NRSA institutional research training programs (e.g., T15), research education awards (e.g., R25), and institutional career development awards (e.g., K12). For non-NRSA recipients, please refer to specific guidance on documenting the termination of appointments in the Funding Opportunity Announcement, and in the terms and conditions of the Notice of Award.

ALL KIRSCHSTEIN–NRSA RECIPIENTS

(1) The attached Termination Notice (PHS 416-7) serves as the official record of your training under a Kirschstein–NRSA. This summary of work accomplished, support period, stipends received, and post-training activity is required of all recipients immediately after termination. After securing proper signatures, forward the completed form to the appropriate awarding office (National Institutes of Health (NIH) Institute or Center or Agency for Healthcare Research and Quality (AHRQ)). This form may be filled out online and then printed for submission.

(2) Because the sponsoring Federal agencies are asked periodically to review Kirschstein–NRSA program impact in terms of career choices, you may be contacted after the termination of this award, but no more frequently than once every 2 years, to determine how the training obtained has influenced your career.

KIRSCHSTEIN–NRSA POSTDOCTORAL RECIPIENTS WITH A PAYBACK OBLIGATION

(1) As specified in the Payback Agreement you signed at the time of award, biomedical or behavioral health-related research, health-related teaching, and/or health-related activities must begin within 2 years of terminating Kirschstein–NRSA support; otherwise, unless an extension of the 2 year service initiation period or a waiver of the obligation is granted, financial payback becomes due. Further details are given in the [Payback Agreement](#) and the National Research Service Awards section of the most recent version of the NIH Grants Policy Statement found at: <http://grants.nih.gov/grants/policy/policy.htm>. If you have any questions, contact the awarding office that supported your training.

(2) To record your payback status and service, you will receive from the sponsoring Federal agency an Annual Payback Activities Certification (APAC) (PHS 6031-1) form one year after your termination date and annually thereafter until your service obligation has been completed.

(3) You are required to keep the Federal funding agency informed of your current address and telephone number until your total payback obligation is satisfied. Report any change to the NRSA Payback Service Center, Office of Extramural Programs, National Institutes of Health, 6011 Executive Boulevard, Suite 206, MSC 7650, Bethesda, MD 20892-7650; (301) 594-1835; (866) 298-9371.

SPECIFIC INSTRUCTIONS FOR ITEMS ON THE TERMINATION NOTICE

(Item 1) Where applicable, include in parentheses any maiden name or other name used. This information is helpful in identifying past records and publications.

(Item 2) Provide the complete grant or award number of the budget period supporting your last year of research training, career development or education (e.g., 5 T32 GM 60654-08).

(Item 3) Self-explanatory.

(Item 4) The last four digits of your Social Security Number are requested under authority of the Public Health Service Act as amended (42 USC 288). This information provides the sponsoring Federal agency with vital information necessary for accurate identification and review of terminated appointments and fellowships and, where applicable, to establish and maintain an accurate payback record file. Providing this portion of your Social Security Number is voluntary and you will not be deprived of any Federal rights, benefits, or privileges for refusing to disclose it.

(Item 5) Include the degree(s) sought or earned during the period of support and the date all degree(s) requirements were (or will be) completed.

(Item 6) Self-explanatory.

(Item 7) **For Kirschstein-NRSA Awards Only** -- Provide information on your total Kirschstein–NRSA stipend support under the parent fellowship or training grant of which the number in Item 2 is a part. For domestic non-Federal institutions, the “Amount of Stipend” column must reflect the stipend only. Individual fellows sponsored by

Figure 137: Termination Notice (Form 416-7) Instructions

<p>(training at) Federal or foreign institutions must include all money paid directly to them by government check in the "Amount of Stipend" column. Note the stipend amount must reflect only the Kirschstein-NRSA stipend. Do not include any supplementation provided by other sources. Do not include any other NRSA-awarded costs such as tuition or institutional allowance.</p> <p>(Item 8) Self-explanatory.</p> <p>(Item 9a) Please mark a single box under each of the three categories that best describes your anticipated post-award position, activity, and the organization with which you will be affiliated.</p> <p>(Items 9b and 9c) Provide post-award title, address, and phone number, if known.</p> <p>(Item 10) For Kirschstein-NRSA Awards Only -- Provide an address where information regarding post-Kirschstein-NRSA training may be sent.</p> <p>(Item 11) For Kirschstein-NRSA Awards Only -- Provide information on prior support from other Kirschstein-NRSA grants and awards and/or National Health Service Corps (NHSC) scholarships for which you still have a service obligation. If you are currently participating in the NIH Loan Repayment Program, check "LRP." This information will be used to develop a complete service obligation record.</p> <p>(Item 12) In signing this form, I certify that the statements therein are true and complete to the best of my knowledge. Willful provision of false information is a criminal offense (U.S. Code, Title 18, Section 1001). I am</p>	<p>aware that any false, fictitious, or fraudulent statement may, in addition to other remedies available to the Government, subject me to civil penalties under the Program Fraud and Civil Remedies Act of 1986 (45 CFR Part 79). Also, if I have a payback obligation, I understand that payback service must begin within 2 years of terminating my Kirschstein-NRSA support; otherwise, financial payback becomes due, unless an extension of the 2-year service initiation period or a waiver of the obligation is granted. I also understand that if I fail to repay both principal and interest, the Federal Government will take authorized actions to collect the debt.</p> <p>(Item 13) The sponsor of (for individual fellowship awards) or the contact Program Director (for an institutional award) must sign and date the form certifying that the research training information is correct.</p> <p>(Item 14) For Kirschstein-NRSA Awards Only -- A business official of domestic non-Federal sponsoring institutions (with the knowledge and authority to verify this information) must certify that the information provided in Items 6 and 7 is correct according to institutional records.</p> <p>NIH estimates that it will take 30 minutes to complete this form. This includes time for reviewing the instructions, gathering needed information, and completing and reviewing the form. An agency may not conduct or sponsor, and a person is not required to respond to, a collection of information unless it displays a currently valid OMB control number. If you have comments regarding this burden estimate or any other aspect of this burden, send comments to: NIH, Project Clearance Office, 6705 Rockledge Drive MSC 7974, Bethesda, MD 20892-7974, ATTN: PRA (0925-0002). <i>DO NOT RETURN THE COMPLETED FORM TO THIS ADDRESS.</i></p>
---	---

PHS 416-7 (Rev. 6/09) Instructions

Figure 138: Termination Notice (Form 416-7) Instructions – continued

Form Approved Through 09/30/2011		OMB No. 0925-0002	
Department of Health and Human Services Public Health Service Ruth L. Kirschstein National Research Service Award Termination Notice		1. NAME OF FELLOW OR APPOINTEE (Last, first, middle)	
		2. GRANT NO.	
3. NAME OF SPONSORING INSTITUTION		4. SOCIAL SECURITY NO. XXX-XX-	5. DEGREE(S) EARNED/ COMPLETION DATE(S)
6. DATES OF SUPPORT UNDER THIS AWARD (Month, day, year): FROM: TO:			
7. TOTAL KIRSCHSTEIN-NRSA STIPEND RECEIVED AND NUMBER OF MONTHS SUPPORTED UNDER THIS AWARD (See specific instructions for Amount of Stipend)			
YEAR OF SUPPORT	AMOUNT OF STIPEND	NUMBER OF Months Days	YEAR OF SUPPORT
1 ST YEAR			5 TH YEAR
2 ND YEAR			6 TH YEAR
3 RD YEAR			7 TH YEAR
4 TH YEAR			TOTALS
8. Provide a summary of training received and research undertaken during fellowship or trainee tenure. List publications, if any, resulting from the research during this period. List grants and career awards pending and received. If fellowship or training appointment is being terminated early, state reason.			
9a. POST-AWARD INFORMATION: Please mark a single box in each of the categories below.		9b. POST-AWARD POSITION TITLE, FIELD, NAME OF ORGANIZATION, CITY, AND STATE	
Type of Position <input type="checkbox"/> Student <input type="checkbox"/> Resident/Clinical Fellow <input type="checkbox"/> Postdoctoral Researcher <input type="checkbox"/> Research Scientist (non-faculty) <input type="checkbox"/> Faculty: Tenure-Track <input type="checkbox"/> Faculty: Other <input type="checkbox"/> Clinical Staff/Private Practice <input type="checkbox"/> Unknown <input type="checkbox"/> Other:	Activity <input type="checkbox"/> Further Education/Training <input type="checkbox"/> Teaching <input type="checkbox"/> Research <input type="checkbox"/> Administration <input type="checkbox"/> Clinical Practice <input type="checkbox"/> Unknown <input type="checkbox"/> Other:	Organization <input type="checkbox"/> Academic <input type="checkbox"/> Industry <input type="checkbox"/> Government <input type="checkbox"/> Hospital <input type="checkbox"/> Non-profit <input type="checkbox"/> Unknown <input type="checkbox"/> Other:	
10a. MAILING ADDRESS AFTER TERMINATION OF THIS KIRSCHSTEIN-NRSA SUPPORT (Street, city, state, zip code)		11. OTHER PHS SERVICE OBLIGATION SUPPORT	
		<input type="checkbox"/> NHSC Scholarship: No. of months:	
		<input type="checkbox"/> Kirschstein-NRSA: No. of months:	
		Period of support:	
		Grant No.:	
		<input type="checkbox"/> LRP	
10b. TEL NO.		9c. TEL NO.	
E-MAIL:			
12. SIGNATURE OF FELLOW OR APPOINTEE (See specific instructions)			DATE
13. Certification of Sponsor or Program Director: that to the best of my knowledge all the above information is correct.			
SIGNATURE	DATE	TYPED NAME OF SPONSOR OR PROGRAM DIRECTOR	
14. Business Official's Verification of Items 6 and 7. (Not applicable to individual fellows at Federal or foreign institutions.)			
SIGNATURE	DATE	TYPED NAME OF BUSINESS OFFICIAL	TEL:
			FAX:
15. (For Government use only) The information provided in Items 6 and 7 is in agreement with PHS records.			
SIGNATURE	DATE	TYPED NAME AND AWARDDING OFFICE	
PHS 416-7 (Rev. 9/08)			

Figure 139: Termination Notice Form 416-7

Privacy Act Statement

The Public Health Service requests this information pursuant to statutory authorities contained in Section 405(a) and 487 of the Public Health Service Act, as amended (42 USC 284(b)(1)(C and 288), and other statutory authorities (42 USC 242(a), 280(b)(4), and 29 USC 670). The information collected will facilitate postaward management and evaluation of PHS programs. *Ruth L. Kirschstein National Research Service Awardees agreed to complete and submit this form as part of the Payback Agreement and Activation Notice signed when support started. Information on the period of support and stipend received will be used to verify and establish in the PHS the official record of the fellow's or trainee's payback obligation to the Federal government.* The social security number is requested to provide a reliable identifier that will assist in establishing an accurate and complete record for each individual. It is particularly useful in maintaining effective communication with those individuals who have incurred payback obligations through their participation in the Ruth L. Kirschstein National Research Service Award program. Failure to provide the social security number may seriously diminish PHS's capability to credit the account of the proper trainee who is fulfilling the payback requirement by either acceptable service and/or monetary repayment. Failure to provide the social security number will not be a basis for withholding benefits.

The PHS maintains application and grant records as part of a system of records as defined by the Privacy Act: 09-25-0036, "Extramural Awards and Chartered Advisory Committees." The Privacy Act of 1974 (5 USC 552a) allows disclosures for "routine uses" and permissible disclosures.

Routine uses include:

1. To the cognizant audit agency for auditing.
2. To a Congressional office from a record of an individual in response to an inquiry from the Congressional office made at the request of that individual.
3. To qualified experts, not within the definition of DHHS employees as prescribed in DHHS regulations (45 CFR 5b.2) for opinions as part of the application review process.
4. To a Federal agency, in response to its request, in connection with the letting of a contract or the issuance of a license, grant, or other benefit by the requesting agency, to the extent that the record is relevant and necessary to the requesting agency's decision on the matter.
5. To organizations in the private sector with whom PHS has contracted for the purpose of collating, analyzing, aggregating, or otherwise refining records in a system. Relevant records will be disclosed to such a contractor, who will be required to maintain Privacy Act safeguards with respect to such records.
6. To the sponsoring organization in connection with the review of an application or performance or administration under the terms and conditions of the award, or in connection with problems that might arise in performance or administration if an award is made.
7. To the Department of Justice, to a court or other tribunal, or to another party before such tribunal, when one of the following is a party to litigation or has any interest in such litigation, and the DHHS determines that the use of such records by the Department of Justice, the tribunal, or the other party is relevant and necessary to the litigation and

would help in the effective representation of the governmental party.

- a. the DHHS, or any component thereof;
 - b. any DHHS employee in his or her official capacity;
 - c. any DHHS employee in his or her individual capacity where the Department of Justice (or the DHHS, where it is authorized to do so) has agreed to represent the employee; or
 - d. the United States or any agency thereof, where the DHHS determines that the litigation is likely to affect the DHHS or any of its components.
8. A record may also be disclosed for a research purpose, when the DHHS:
- a. has determined that the use or disclosure does not violate legal or policy limitations under which the record was provided, collected, or obtained;
 - b. has determined that the research purpose (1) cannot be reasonably accomplished unless the record is provided in individually identifiable form, and (2) warrants the risk to privacy of the individual that additional exposure of the record might bring;
 - c. has secured a written statement attesting to the recipient's understanding of, and willingness to abide by, these provisions; and
 - d. has required the recipient to:
 - (1) Establish reasonable administrative, technical, and physical safeguards to prevent unauthorized use or disclosure of the record;
 - (2) Remove or destroy the information that identifies the individual at the earliest time at which removal or destruction can be accomplished consistent with the purpose of the research project, unless the recipient has presented adequate justification of a research or health nature for retaining such information; and
 - (3) Make no further use or disclosure of the record, except (a) in emergency circumstances affecting the health or safety of any individual, (b) for use in another research project, under these same conditions, and with written authorization of the DHHS, (c) for disclosure to a properly identified person for the purpose of an audit related to the research project, if information that would enable research subjects to be identified is removed or destroyed at the earliest opportunity consistent with the purpose of the audit, or (d) when required by law.

The Privacy Act also authorizes discretionary disclosures where determined appropriate by the PHS, including to law enforcement agencies, to the Congress acting within its legislative authority, to the Bureau of the Census, to the National Archives, to the General Accounting Office, pursuant to a court order, or as required to be disclosed by the Freedom of Information Act of 1974 (5 USC 552) and the associated DHHS regulations (45 CFR Part 5).

PHS 416-7 (Rev. 6/09) Privacy Act

Figure 140: Privacy Act Statement

14 Appendix C – Payback Agreement (Form PHS 6031)

Form Approved Through 06/30/2012	OMB No. 0925-0002
Ruth L. Kirschstein National Research Service Award Payback Agreement	
<i>To be completed by Trainees and Fellows before beginning the first 12 months of <u>postdoctoral</u> support (Completed form should be mailed to the awarding Federal Agency Grants Management Office named in the Notice of Award)</i>	
<p>This agreement is an important condition of award. Please read carefully before signing.</p> <p>Introduction—Section 1602 of the NIH Revitalization Act of 1993, which was signed into law on June 10, 1993, contains provisions which substantially modify the service payback requirements for individuals receiving Ruth L. Kirschstein National Research Service Awards (NRSA). These modifications apply to individuals beginning Kirschstein–NRSA-supported appointments or fellowship awards on or after June 10, 1993. Under these requirements:</p> <ul style="list-style-type: none"> • Predoctoral Kirschstein-NRSA recipients will <u>not</u> incur a payback obligation; • Postdoctoral Kirschstein-NRSA recipients will incur a payback obligation only during the initial 12 months of postdoctoral Kirschstein-NRSA support; • Postdoctoral Kirschstein-NRSA recipients in the 13th or subsequent months of Kirschstein-NRSA support do <u>not</u> incur any additional payback obligation. <p>Under the new requirements, payback obligations stemming from postdoctoral Kirschstein–NRSA support may be discharged in the following ways:</p> <ul style="list-style-type: none"> • By receiving an equal period of postdoctoral Kirschstein-NRSA support beginning in the 13th month of such postdoctoral Kirschstein-NRSA support; • By engaging in an equal period of health-related research, research training, and/or health-related activities that averages at least 20 hours per week based on a full work year; • By engaging in an equal period of health-related teaching that averages at least 20 hours per week based on a full work year. <p>Kirschstein–NRSA appointments or individual awards will be governed by the service payback requirements articulated in the National Research Service Award Guidelines. These guidelines can be found in the NRSA portion of the most recent version of the NIH Grants Policy Statement found at: http://grants.nih.gov/grants/policy/policy.htm.</p> <p>For additional questions regarding the Payback Agreement contact:</p>	<p>NRSA Payback Service Center Phone: (301) 594-1835 or (866) 298-9371 nrsapaybackcenter@mail.nih.gov</p> <p>I. SERVICE REQUIREMENT</p> <p>In accepting a Ruth L. Kirschstein National Research Service Award to support my postdoctoral research training, I understand that my first 12 months of Kirschstein-NRSA support for postdoctoral research training carries with it a payback obligation. I hereby agree to engage in a month of health-related research, health-related research training, or health-related teaching for each month I receive Kirschstein-NRSA support for postdoctoral research training up to and including 12 months. If I receive Kirschstein-NRSA support for postdoctoral research training for more than 12 months, I agree that the 13th month and each subsequent month of Kirschstein-NRSA-supported postdoctoral research training will satisfy a month of my payback obligation incurred in the first 12 months. This service shall be initiated within 2 years after termination of Kirschstein-NRSA support. The research, teaching, and/or health-related activities shall be on a continuous basis and shall average at least 20 hours per week of a full work year. For information regarding deferral of the NRSA obligation due to participation in the NIH Loan Repayment Program see: http://www.lrp.nih.gov.</p> <p>II. FINANCIAL PAYBACK PROVISIONS</p> <p>I understand that if I fail to undertake or perform such service in accordance with Section I, the United States will be entitled to recover from me an amount determined in accordance with the following formula:</p> $A = F [(t-s)/t]$ <p>Where “A” is the amount the United States is entitled to recover; “F” is the sum of the total amount paid to me under the initial 12 months of my postdoctoral Ruth L. Kirschstein National Research Service Award support; “t” is the total number of months in my service obligation; and “s” is the number of months of such obligation served.</p> <p>Except as provided in Section III below, any amount the United States is entitled to recover from me shall be paid within the 3-year period beginning on the date the United States becomes entitled to recover such amount. The United States becomes entitled to recover such amount 2 years after termination of my Ruth L. Kirschstein National Research Service Award support if I do not engage in</p>
PHS 6031 (Rev. 6/09) Page 1	

Figure 141: Payback Agreement (Form PHS 6031)

acceptable service payback activities in accordance with Section I. If I elect to engage in financial repayment before the end of the 2-year period, the United States becomes entitled to recover such amount on the date of my election. Interest on the amount begins on the date the United States becomes entitled to recover such amount and is at the rate fixed by the Secretary of the Treasury after taking into consideration private consumer rates prevailing on that date. I understand that I will be allowed an initial 30-day interest-free period in which to fully pay such amount, and that I may prepay any outstanding balance after that period to avoid additional interest. I further understand that I will be subject to authorized debt collection action(s) (including any accrued interest and late fees) should I fail to comply with the payback provisions of this Section II.

III. CONDITIONS FOR BREAK IN SERVICE, WAIVER, AND CANCELLATION

I hereby understand that the Secretary of Health and Human Services:

- A. May extend the period for undertaking service, permit breaks in service, or extend the period for repayment, if it is determine that:
 - 1. Such an extension or break in service is necessary to complete my clinical training or to participate in a NIH Loan Repayment Program;
 - 2. Completion would be impossible because of temporary disability; or
 - 3. Completion would involve a substantial hardship and failure to extend such period would be against equity and good conscience;
- B. May waive my obligation, in whole or in part, if it is determined that:
 - 1. Fulfillment would be impossible because I am permanently and totally disabled; or
 - 2. Fulfillment would involve a substantial hardship and the enforcement of such obligation would be against equity and good conscience;

C. Will, in the event of my death, cancel any obligation incurred under this payback agreement.

IV. TERMINATION NOTICE – ANNUAL REPORT OF EMPLOYMENT – CHANGE OF ADDRESS AND/OR NAME

I agree to complete and submit a Termination Notice (PHS 416-7) immediately upon completion of Kirschstein-NRSA support. Thereafter, on an annual basis I agree to complete and submit Annual Payback Activities Certification forms sent to me by the awarding Federal Agency concerning post-award activities, and agree to keep the awarding Federal Agency advised of any change of address and/or name until such time as my total obligation is fulfilled.

V. PROGRAM EVALUATION

I understand that I may also be contacted from time to time, but no more frequently than once every 2 years, after the termination of this award to determine how the training obtained has influenced my career. Any information thus obtained would be used only for statistical purposes and would not identify me individually.

VI. CERTIFICATION

By signing the certification block below, I certify that I have read and understood the requirements and provisions of this assurance and that I will abide by them if an award is made.

NIH estimates that it will take 5 minutes to complete this form. This includes time for reviewing the instructions, gathering needed information, and completing and reviewing the form. An agency may not conduct or sponsor, and a person is not required to respond to, a collection of information unless it displays a currently valid OMB control number. If you have comments regarding this burden estimate or any other aspect of this burden, send comments to: NIH, Project Clearance Office, 6705 Rockledge Drive MSC 7974, Bethesda, MD 20892-7974, ATTN: PRA (0925-0002). DO NOT RETURN THE COMPLETED FORM TO THIS ADDRESS.

Name (Last, first, middle):		Social Security No (Required):	
<input type="text"/>		<input type="text"/>	
Signature:	<input type="text"/>	Date:	<input type="text"/>
Support received under the awarding Federal agency Award/Grant Number:		<input type="text"/>	
Mailing Address:	<input type="text"/>		
	<input type="text" value="Enter mailing address"/>		
E-mail:	<input type="text"/>		

Figure 142: Payback Agreement (Form PHS 6031) – continued

Privacy Act Statement

The Public Health Service requests this information pursuant to statutory authorities contained in Section 405(a) and 487 of the Public Health Service Act, as amended (42 USC 284(b)(1)C and 288), and other statutory authorities (42 USC 242(a), 280(b)(4), and 29 USC 670). The information collected will assist in activating the award and facilitate postaward management and evaluation of PHS programs. Although providing the information is voluntary, an individual may not receive support from the grant until the form is submitted.

The PHS maintains application and grant records as part of a system of records as defined by the Privacy Act: 09-25-0036, "Extramural Awards and Chartered Advisory Committees." The Privacy Act of 1974 (5 USC 552a) allows disclosures for "routine uses" and permissible disclosures.

Routine uses include:

1. To the cognizant audit agency for auditing.
2. To a Congressional office from a record of an individual in response to an inquiry from the Congressional office made at the request of that individual.
3. To qualified experts, not within the definition of DHHS employees as prescribed in DHHS regulations (45 CFR 5b.2) for opinions as part of the application review process.
4. To a Federal agency, in response to its request, in connection with the letting of a contract or the issuance of a license, grant, or other benefit by the requesting agency, to the extent that the record is relevant and necessary to the requesting agency's decision on the matter.
5. To organizations in the private sector with whom PHS has contracted for the purpose of collating, analyzing, aggregating, or otherwise refining records in a system. Relevant records will be disclosed to such a contractor, who will be required to maintain Privacy Act safeguards with respect to such records.
6. To the sponsoring organization in connection with the review of an application or performance or administration under the terms and conditions of the award, or in connection with problems that might arise in performance or administration if an award is made.
7. To the Department of Justice, to a court or other tribunal, or to another party before such tribunal, when one of the following is a party to litigation or has any interest in such litigation, and the DHHS determines that the use of such records by the Department of Justice, the tribunal, or the other party is relevant and necessary to the litigation and would help in the effective representation of the governmental party.
 - a. the DHHS, or any component thereof;
 - b. any DHHS employee in his or her official capacity;
 - c. any DHHS employee in his or her individual capacity where the Department of Justice (or the DHHS, where it is authorized to do so) has agreed to represent the employee; or
 - d. the United States or any agency thereof, where the DHHS determines that the litigation is likely to affect the DHHS or any of its components.

8. A record may also be disclosed for a research purpose, when the DHHS:

- a. has determined that the use or disclosure does not violate legal or policy limitations under which the record was provided, collected, or obtained;
- b. has determined that the research purpose (1) cannot be reasonably accomplished unless the record is provided in individually identifiable form, and (2) warrants the risk to privacy of the individual that additional exposure of the record might bring;
- c. has secured a written statement attesting to the recipient's understanding of, and willingness to abide by, these provisions; and
- d. has required the recipient to:
 - (1) establish reasonable administrative, technical, and physical safeguards to prevent unauthorized use or disclosure of the record;
 - (2) remove or destroy the information that identifies the individual at the earliest time at which removal or destruction can be accomplished consistent with the purpose of the research project, unless the recipient has presented adequate justification of a research or health nature for retaining such information; and
 - (3) make no further use or disclosure of the record, except (a) in emergency circumstances affecting the health or safety of any individual, (b) for use in another research project, under these same conditions, and with written authorization of the DHHS, (c) for disclosure to a properly identified person for the purpose of an audit related to the research project, if information that would enable research subjects to be identified is removed or destroyed at the earliest opportunity consistent with the purpose of the audit, or (d) when required by law.

The Privacy Act also authorizes discretionary disclosures where determined appropriate by the PHS, including to law enforcement agencies, to the Congress acting within its legislative authority, to the Bureau of the Census, to the National Archives, to the General Accounting Office, pursuant to a court order, or as required to be disclosed by the Freedom of Information Act of 1974 (5 USC 552) and the associated DHHS regulations (45 CFR Part 5).

PHS 6031 (Rev. 6/09) Privacy Act

Figure 143: Privacy Act Statement

15 Appendix D – Appointment Errors/Warnings Quick Reference

The table below identifies the circumstances (conditions) when errors or warnings occur, the error or warning message provided as a result, and the role of the individual who sees the message on the screen.

NOTE: When the internal user clicks the Validate button, the warnings will appear for that appointment. The errors will not be shown because the appointment cannot be submitted with errors.

#	Condition	Error or Warning	Message	Role Receiving Message
	The Trainee Appointment Period specified exceeds 12 months.	Error	A Trainee Appointment cannot exceed 12 months without prior approval of the awarding agency. Please adjust the Start/End Date of the Appointment or contact the eRA Help Desk for further assistance.	PI
	The Start and End Dates of the New Appointment cannot be within the Start and End Date of the existing Appointment for the Trainee.	Error	There is another existing Appointment for the Trainee on the Grant # [Insert Grant # and the PI Name of the existing Appointment]. The Start and End Dates of the new Appointment cannot be within the Start and End Date of an existing Appointment for the Trainee.	PI
	The Appointment Start Date is not within the Budget Period year of the Associated Grant.	Error	The Trainee Appointment Start Date should occur within the Budget Period year of the associated grant.	PI

Table 3: Appointment Errors/Warnings Quick Reference

#	Condition	Error or Warning	Message	Role Receiving Message
	The Appointment Start Date should be less than the Appointment End Date.	Error	The Appointment Start Date should be less than the Appointment End Date.	PI
	The Trainee Appointment End Date must be less than or equal to the Project Period End Date.	Warning	The Trainee Appointment End Date must be less than or equal to the Project Period End Date.	PI
	If the Trainee Race, Gender, or Birth Date is not entered...	Error	The Trainee Race, Gender, and Birth Date must be entered. Where available, Do not wish to provide, can be used. The Trainee must enter this information on the Personal Profile screen in eRA Commons.	Trainee/P-I**
	If the Ethnicity and/or Disabilities are not entered...	Error	The Trainee Ethnicity and Disabilities must be entered. Where available, Do not wish to provide, can be used. The Trainee must enter this information on the Personal Profile screen in eRA Commons.	Trainee/P-I**
	If the Stipend/Salary amount is not entered or is entered but is zero or less. The R25 activity code can have zero stipend/salary.	Error	The Stipend/Salary amount must be entered and be greater than zero.	PI
	The citizenship indicator for Trainee Profile is not	Error	The Trainee's citizenship must be entered. The Trainee	Trainee/P-I**

Table 3: Appointment Errors/Warnings Quick Reference

#	Condition	Error or Warning	Message	Role Receiving Message
	entered.		must enter this information on the Personal Profile screen in eRA Commons.	
	The grant does not have the activity code T34, the Stipend Level is not PRE-BAC, and the Trainee does not have at least one degree.	Error	At least one Trainee degree must be entered. The Trainee must enter this information on the Personal Profile screen in eRA Commons.	Trainee/P-I**
	The Appointment is for a Post-Doc or a Scholar and the Trainee does not have a PhD, MD or at least one equivalent degree.	Warning	The Trainee has not entered a PhD, MD, or equivalent degree required for this Post-Doc or Scholar Appointment. The Trainee must enter this information on Personal Profile screen in eRA Commons.	Trainee/P-I*
	The Appointment is for a Pre-Doc and Trainee does not have Bachelor's degree or equivalent degree.	Warning	The Trainee has not entered a Bachelor's degree or equivalent degree required for this Pre-Doc Appointment. The Trainee must enter this information on the Personal Profile screen in eRA Commons.	Trainee/P-I*
	The Pre-Doc is receiving more than five years of NRSA support.	Warning	The Pre-Doc may not receive greater than five years of NRSA support without a waiver from the awarding agency.	PI
	The Post-Doc is receiving	Warn-	The Post-Doc may not	PI

Table 3: Appointment Errors/Warnings Quick Reference

#	Condition	Error or Warning	Message	Role Receiving Message
	more than three years of NRSA support.	ing	receive greater than three years of NRSA support without a waiver from the awarding agency.	
	The Trainee profile indicates Federal Debt with no explanation provided.	Error	The Trainee has Federal Debt indicated in the Trainee-Specific section of their Personal Profile. An explanation for the Federal Debt must be provided.	Trainee
	If the Appointment Period (difference between Start and End Dates) is less than nine months and activity code is not T35...	Warn- ing	No Trainees may be appointed for less than nine months unless the Training grant was designated for short-term training positions or prior approval was granted by the awarding agency.	PI
	If Trainee Profile is missing a SSN...	Warn- ing	No SSN has been entered in the Trainee Personal Profile. The Trainees are asked to voluntarily provide their SSN information to aid in the processing of the Trainee Appointments by providing the agency with vital information necessary for accurate identification.	Trainee/P-I**
	For a new Appointment that has not previously been routed to the Trainee, if the PI tries to submit the 2271 Form to	Error	The Save & Submit function failed. The 2271 Form must be routed to the Trainee prior to submission to agency.	PI

Table 3: Appointment Errors/Warnings Quick Reference

#	Condition	Error or Warning	Message	Role Receiving Message
	the agency.		NOTE: The Save & Route to Trainee button appears at the bottom of the screen after the PI invites or re-invites the Trainee to register in eRA Commons AND the Trainee follows the e-mailed registration instructions.	
	If the grant is aT35 and the number of months between the Appointment Start and End Dates is less than two months...	Warning	If the grant Activity Type is T35 then the Appointment Period should not be less than two months.	Trainee/P-I**
	If the grant is a T35 and the number of months between Appointment Start and End Dates is more than three months...	Warning	If the grant Activity Type is T35 then the appointment period should not exceed three months.	Trainee/P-I**
	The activity code for the grant is T34 and the Trainee has any type of degree.	Warning	Because the Trainee has a degree, confirm the Trainee's eligibility for the T34 Appointment.	Trainee/P-I** This warning exists in xTrain only so there is no need for the Edit Checker validation procedure.

Table 3: Appointment Errors/Warnings Quick Reference

#	Condition	Error or Warning	Message	Role Receiving Message
	If the Appointment Period (difference between Start and End Dates) is less than eight weeks and the activity code is RL5, RL9, R90 or R25...	Error	For RL5, RL9, R90 and R25 activity codes, xTrain does not accept Appointments if the Appointment Period is less than eight weeks.	Trainee/P-I**
	For RL5, RL9, R90 and R25 activity codes, if the Non-Resident is selected on Trainee Personal Profile...	Warning	Please make sure you are following the FOA instructions regarding citizenship requirements.	Trainee/P-I**
	If the Appointment is for a Participant and no degree is specified...	Warning	No degree information has been entered on Personal Profile screen in eRA Commons.	Trainee/P-I**
	For RL5, RL9, R90 and R25 activity codes and the Field of Research Training (FOT) is not specified...	Warning	The Field of Research Training (FOT) or Career Development is not entered.	Trainee/P-I*
	For all activity codes except for RL5, RL9, R90 and R25, if Non-Resident is selected on the Trainee Personal Profile...	Error	The Appointed individuals must be citizens, noncitizen nationals of the United States, or lawfully admitted permanent residents.	Trainee/P-I**

Table 3: Appointment Errors/Warnings Quick Reference

16 Appendix E – User Role Functions

Function	PD/PI	Assistant	Sponsor	Sponsor Delegate	BO	SO	Trainee
<p>Delegate xTrain Authority PD/PI (except for fellows) can designate a delegate to perform xTrain specific functions on their behalf (ability to submit to agency specifically withheld)</p> <p>A Sponsor can also designate a delegate to perform xTrain specific functions on their behalf (ability to submit to agency specifically withheld)</p>	X		X				
Identify Trainee Facility to locate an existing eRA Commons profile for a Trainee	X	X	X	X		X	
View Trainee Roster Access to the Trainee Roster of specific grant	X Own	X Delegated PIs	X Fellows	X Fellows	X Institution	X Institution	
View List of Grants Provide list of grants based on provided	X Own	X Delegated	X Fellows	X Fellows	X Institution	X Institution	

Table 4: User Role Functions

Function	PD/ PI	Assis- tant	Spon- sor	Spon- sor Del- egate	BO	SO	Train- ee
search criteria		PIs					
View Grant Summary Read-only access to the cumulative grant data, such as short term, pre-doc, and post-doc slot allocation and accepted slots within a given overall grant, for each support year of the grant	X	X	X	X	X	X	
View Routing History Read-only access to routing history for Appointments and Terminations Notices (TNs)	X	X	X	X	X	X	X
View Own Appointments and Terminations Access to list of Appointments and TNs							X
Process 2271 (Appointment) Ability to interact with the electronic 2271 form							
Initiate New Appointment	X	X					

Table 4: User Role Functions

Function	PD/ PI	Assis- tant	Spon- sor	Spon- sor Del- egate	BO	SO	Train- ee
Enter Data	X	X					X
Route New Appointment to Trainee	X	X					
Route New Appointment to PI							X
Delete Appointment (not yet submitted)	X	X					
Initiate an Amended Appointment	X	X					
Initiate Re-appointment	X	X					
View form in PDF format	X	X	X	X	X	X	X
Submit New Appointment to Agency	X						
Process TN (Termination Notice) Ability to interact with the electronic TN							
Initiate Termination Notice	X	X	X	X	X		
Enter Data	X	X	X	X	X		X
Route Termination Notice to PD/PI (includes Fellows)			X Fellows	X Fel- lows	X		X

Table 4: User Role Functions

Function	PD/-PI	Assistant	Sponsor	Sponsor Delegate	BO	SO	Trainee
Route Termination Notice to Trainee	X	X			X		
Route Termination Notice to BO	X	X	X	X			
Delete TN (not yet submitted)	X	X	X	X	X		
View form in PDF format	X	X	X	X	X	X	X
Submit to Agency	For some activity codes only		X For foreign and federal fellowships only		X		
Recall (if not submitted to Agency) Previous reviewer can recall form from current reviewer	X	X	X	X	X		X
Validate Run validation process to identify form errors/warnings	X	X	X	X	X		X

Table 4: User Role Functions

NOTE: Assistant has been delegated authority by PD/PI