

Keeping Our Eyes on the Prize

Remarks to the Faculty Senate



Joel Seligman | January 19, 2010



Helping Haiti





Opening Night at Kodak Hall



Hajim School



Meliora Weekend 2009

Class of 1959



Ernest J. Del Monte Neuromedicine Institute



College Admissions Data

Entering Year:	2006	2007	2008	2009	2010
Number of Applicants	11,332	11,678	11,593	12,047	12,294*
Percent Offered	45.3%	40.4%	42.0%	39.1%	
Entered	1,102	1,062	1,161	1,080	
Yield Rate	21.5%	22.2%	23.4%	22.3%	
Average High School GPA	3.59	3.64	3.70	3.72	
Two-Component SAT Scores	1,311	1,317	1,314	1,330	

* 2010 numbers are preliminary – as of 1/15/10.



Pulling the plug on hybrid myths

TOP STORIES | JANUARY 7TH, 2010 | COMMENTS

U. CHICAGO—What's the real deal with plug-in hybrid electric vehicles? Vehicle systems engineer Forrest Jehlik from the U.S. Department of Energy's Argonne National Laboratory would like to dispel some commonly held myths. [Read more](#)



1.11.2010

TOP STORIES OF 2009

BEST OF 2009: 'Fear of fear' is such a downer

BEST OF 2009: God's beliefs mirror our own

BEST OF 2009: Bizarre band of paleo-crocs

BEST OF 2009: Old mice with young ears

BEST OF 2009: Parkinson's dopamine killers

1

2

3

4

5

EARTH & ENVIRONMENT - Jan 8, 2010 - 0

[Comments](#)

Warmer temps stifle trees' carbon uptake



HEALTH & MEDICINE - Jan 8, 2010 - 0

[Comments](#)

Monkeys as guard dogs against lead



SCIENCE & TECHNOLOGY - Jan 7, 2010 - 3

[Comments](#)

Physicists pore over 'beautiful' collider data



FUTURITY TODAY

Subscribe to an email digest of the best Futurity stories.

Email Address

OK

BROWSE BY SCHOOL

Select School



BROWSE BY MONTH

Select Month



Improving Faculty Recruitment and Retention at the University of Rochester

A Diversity and Inclusion Initiative

Lynne Davidson

Former Deputy to the President
Former Vice Provost for Faculty
Development and Diversity

Frederick Jefferson

Professor Emeritus, Warner School
University Intercessor

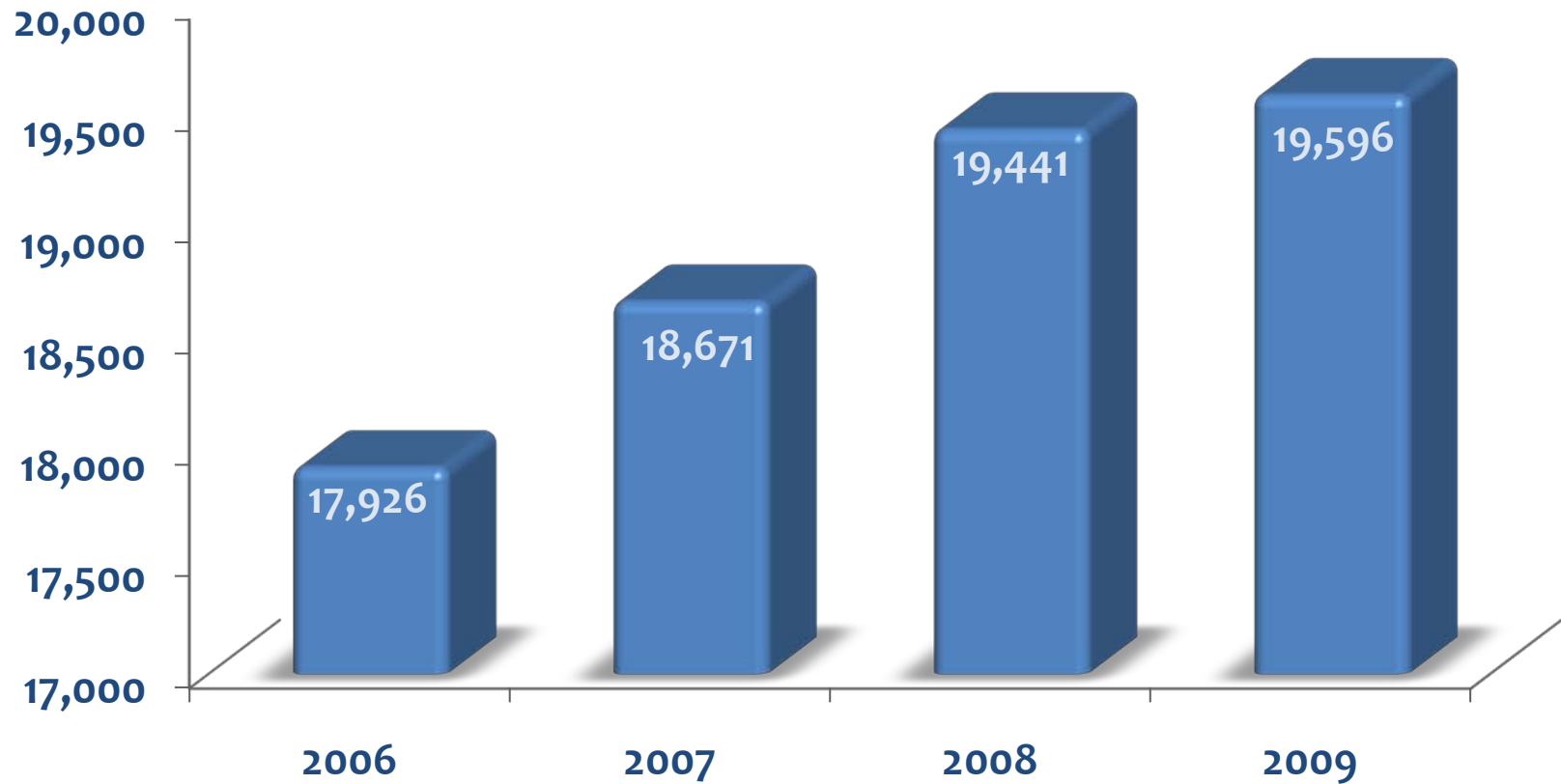
Carol Shuherk

Senior Associate Provost

November 22, 2009



Full-Time Equivalent Positions At Year End



ARRA Proposal Submissions

(as of 1/8/10)


Applications	# Submitted	Dollars Requested
TOTAL APPLICATIONS:	475	\$281,276,587
Submitted by Arts, Sciences and Engineering	49	\$35,485,700
Submitted by URMC	422	\$240,043,319
Submitted by Memorial Art Gallery	1	\$50,668
Submitted by Other	3	\$5,696,900
PROJECTS FUNDED TO DATE:	152	\$39,528,886




Ruth Lawrence



Carmala Garzzone



Computer Programming Competition – Regional Winners



Women's Soccer

Head Coach Terry Gurnett



Red Line Saxophone Quartet



Eastman New Jazz Ensemble



52nd Annual Grammy Nominations

Eastman Nominees




Renée Fleming



Anthony Dean Griffey




Faith Sherman



Bill Cunliffe



Kristian
Bezuidenhout




Ben Wendel



John Hollenbeck



Adam Benjamin



Kaveh Rastegar



Shane Endsley



CENTER *for* ENTREPRENEURSHIP

 Search

Entrepreneurship
in the Arts & Sciences

Entrepreneurship
in Business

Entrepreneurship
in Education


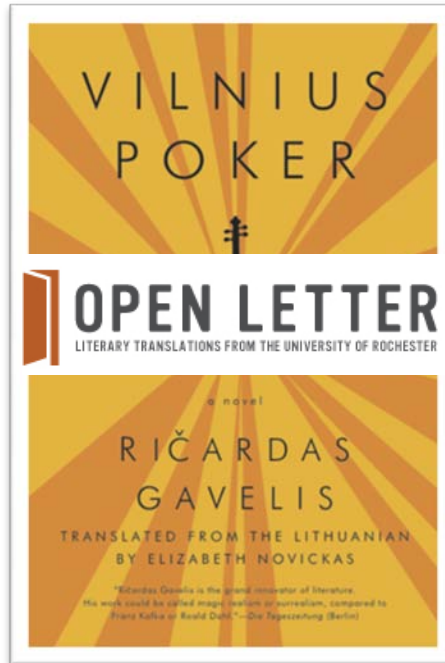
Entrepreneurship
in Engineering

Entrepreneurship
in Music

Entrepreneurship
in Nursing



National and International Recognition



Medical Center Leadership



Brad Berk



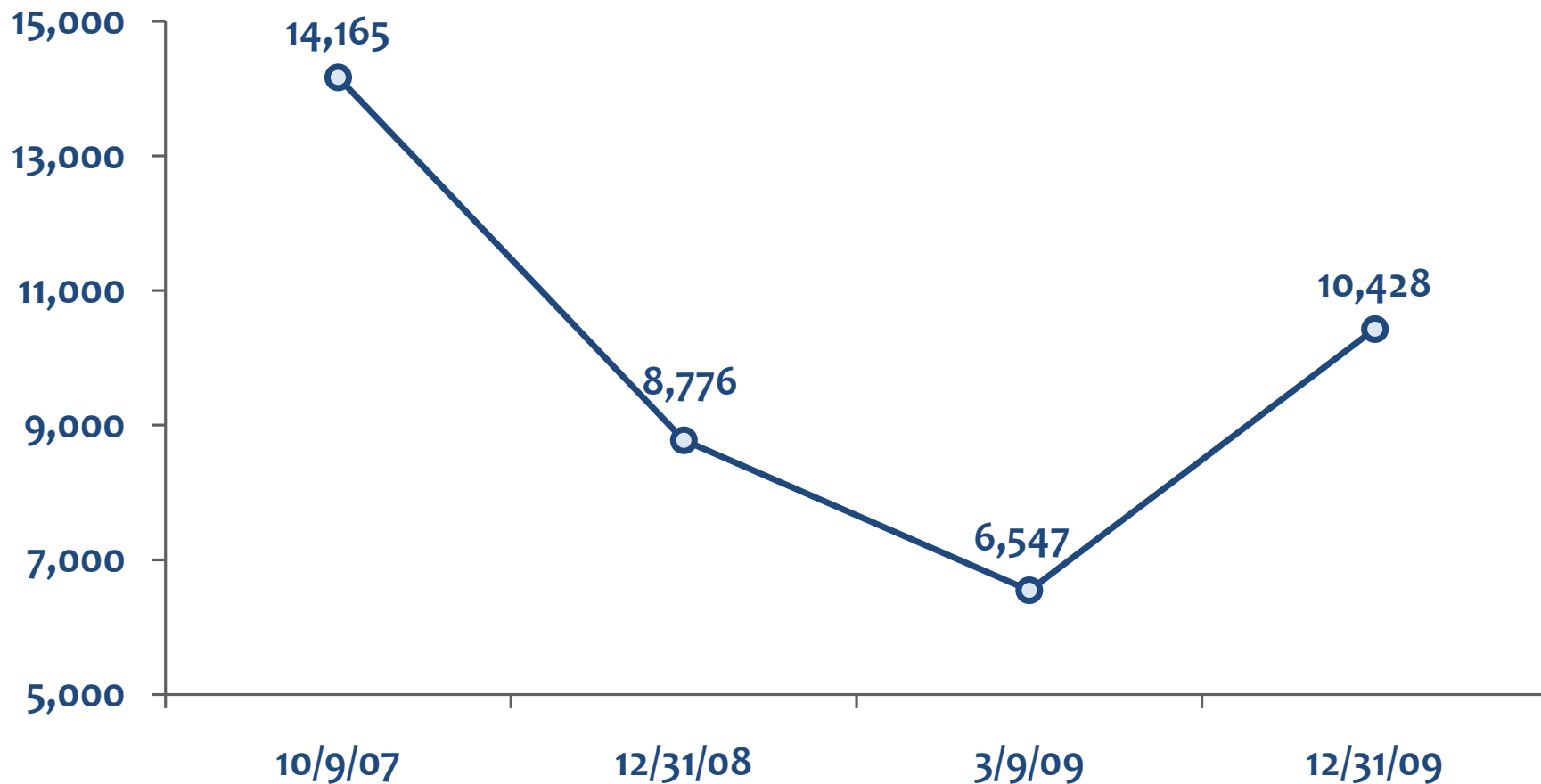
Mark Taubman

University Responses to the Economic Emergency

- Capital projects held in abeyance, including CTSB and PRISM.
- Reduced endowment payout from \$98M to \$83M.
- Reduced Central University GA & I and O & M budgets by \$16M.
- Reduced Medical Center overall annual expenses by approximately \$40M.
- Reduced the College endowment payout by \$10M.
- Saved \$10.6M to date from vendor cost reductions.
- Froze virtually all salaries over \$40,000.



Dow Jones Industrial Average



Advancement

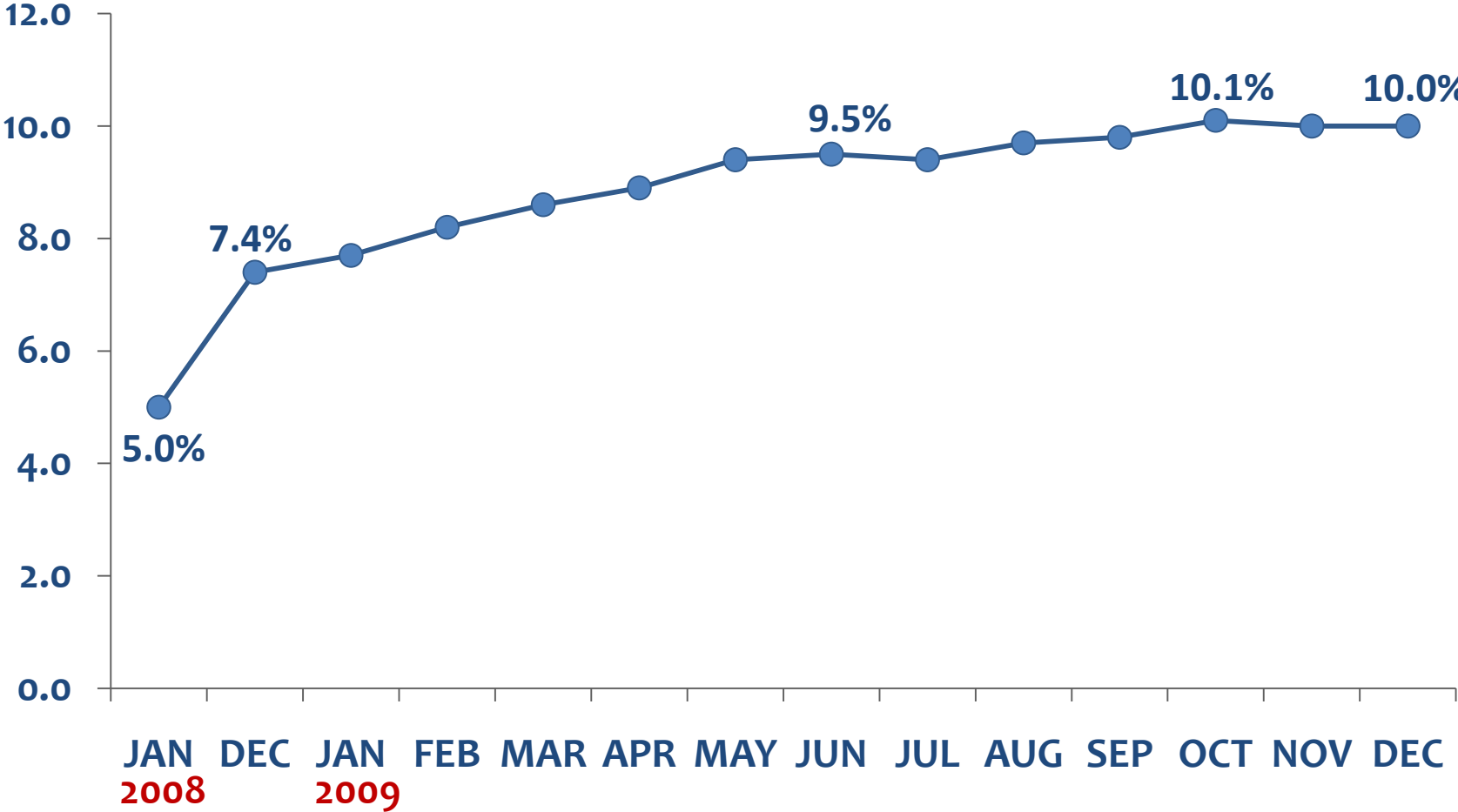
(In Millions)

	FY 06	FY 07	FY 08	FY 09	FY 10 (12/31/09)
Total Cash	\$69.9	\$84.7	\$108.9	\$68.4	\$40.7
Cumulative Total Cash Balance (Beginning 7/1/05)	\$69.9	\$154.6	\$263.7	\$332.0	\$372.7
Future Pledge Balance	\$8.9	\$27.0	\$62.0	\$122.9	\$123.0
Cumulative Total Cash and Future Pledges (Beginning 7/1/05)	\$78.8	\$181.8	\$325.7	\$455.0	\$495.8



Unemployment

2008 - 2009



Moody's U.S. Public Finance

September 2009

Outlook Update: Immediate Pressures on U.S. Higher Education Are Easing

We believe many of the short-term risks we highlighted in our October 2008 and January 2009 reports have eased to some degree, but serious fundamental challenges remain. The full impact of these challenges may not be evident until 2010 or beyond. Management actions, including operating budget restructuring, staff reductions, and slowdowns in planned capital spending, have aided in addressing near-term challenges...

[W]hile stimulus funds have temporarily muted large reductions in state funding for public universities in FY 2010, few management teams have clear plans to address shortfalls projected in FY 2011 and beyond. . .





Science, Engineering, and Health Sciences as a Proportion of the Total University: FY 09

	Total University	Science, Engineering, and Health Sciences	Percent
Budget (\$ in 000s)	\$2,448,374	\$2,186,328	89%
Tenured and Tenure-track Faculty	1,331	1,036	78%
Tenured, Tenured-track and Clinical Faculty	1,824	1,529	84%
Degree-Seeking Students	9,535	4,660	49%



Sponsored Research (In Millions)



Major University Facilities Projects

Project	Cost (In Millions)	Completion (Fiscal Year)
Laboratory for Laser Energetics - Addition	\$21	2005
Helen Wood Hall - Addition	\$8	2006
Cogeneration Project	\$48	2006
Robert B. Goergen Hall for Biomedical Engineering & Optics	\$32	2007
Alumni & Advancement Center	\$10	2007
Aab Cardiovascular Research Institute (CVRI)	\$15	2007
James P. Wilmot Cancer Center	\$64	2008
Mid-Campus Chiller Plant	\$20	2008
University Data Center	\$19	2009
Ambulatory Surgery Center (ASC)	Lease	2009



FY10 Revenue by Academic Division

	Arts, Sciences and Engineering	Simon	Warner	Eastman	Medicine and Dentistry	Nursing
Net Tuition	61.9%	77.6%	89.8%	43.1%	9.4%	75.2%
Endowment	12.8%	15.9%	14.3%	50.9%	18.8%	8.0%
Gifts	4.0%	6.2%	3.4%	3.9%	6.5%	1.8%
Sponsored Research	16.6%	0.0%	1.8%	0.0%	34.5%	7.8%
Other Revenues and Transfers	4.7%	0.3%	- 9.3%	2.2%	30.8%	7.2%

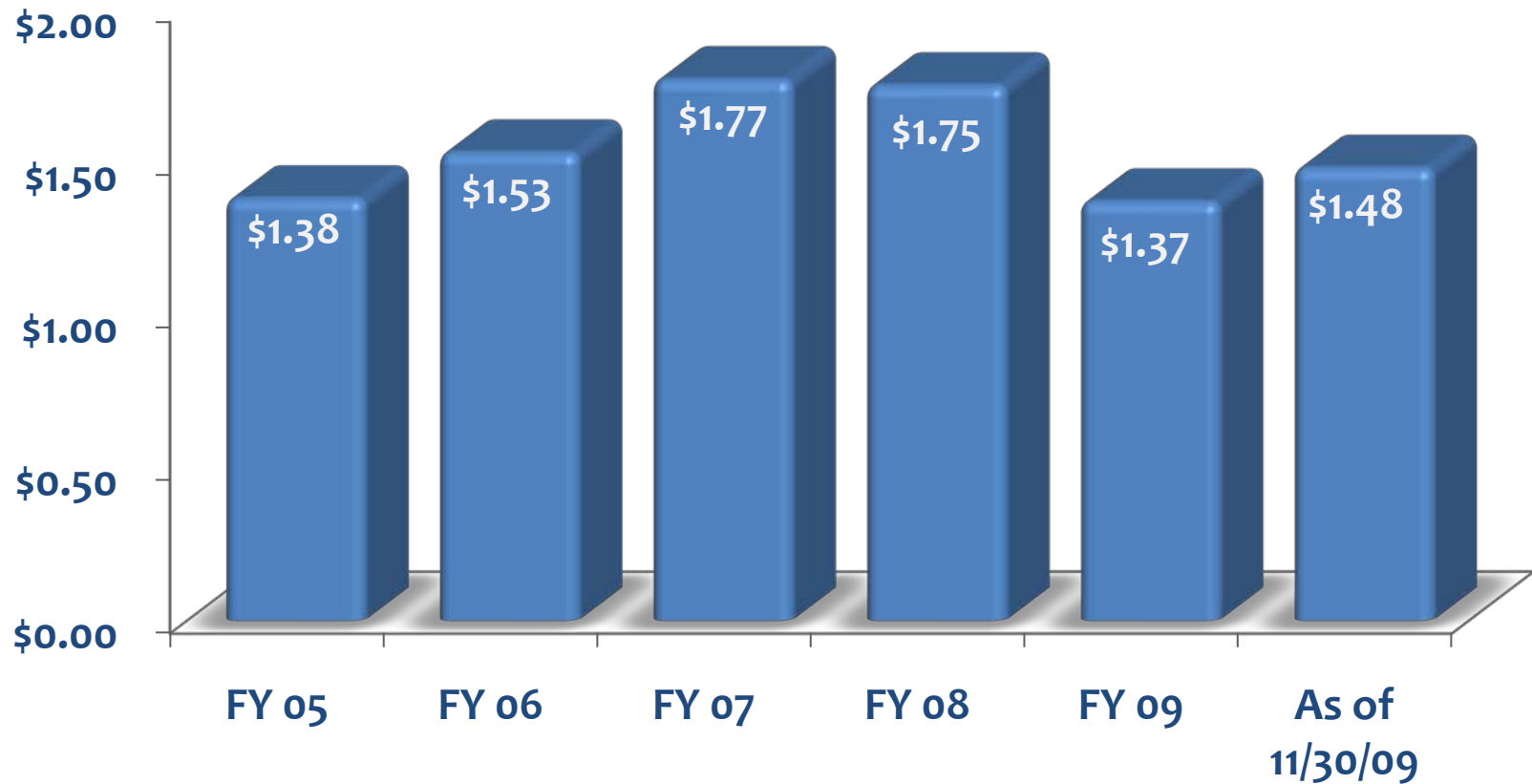


Peer Sets

Student Headcount	Average Total Fall Enrollment					% Change
GROUPING	Fall 1989	Fall 1994	Fall 1999	Fall 2004	Fall 2008	1989 → 2008
University of Rochester	9,321	9,632	8,108	8,329	9,735	4%
AAU (US) Privates with Med Centers	14,700	15,596	15,981	17,323	18,089	23%
Non-Medical Faculty	Average Full-Time Headcount					% Change
University of Rochester	529	502	475	556	567	7%
AAU (US) Privates with Med Centers	793	877	928	1,089	1,207	52%

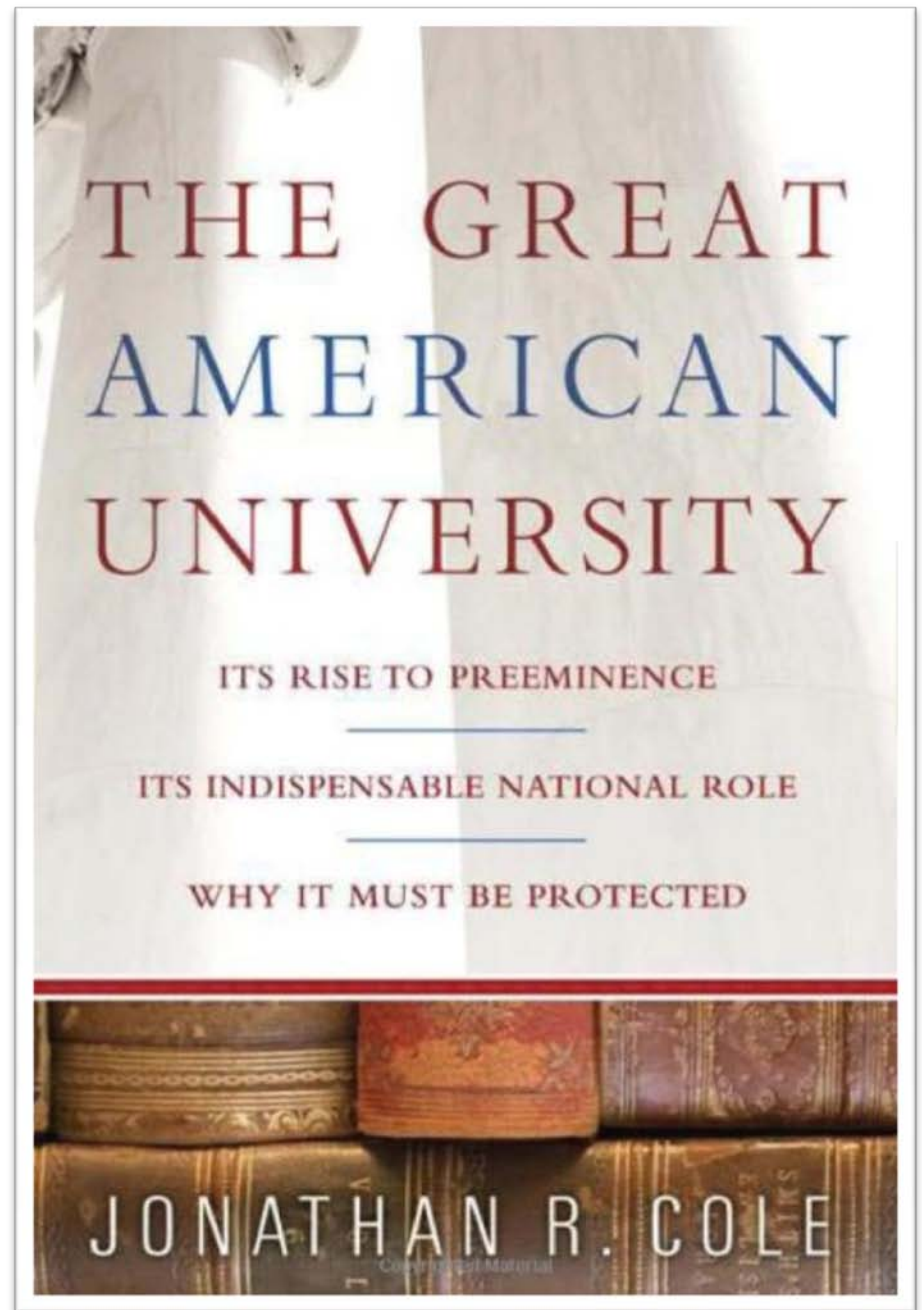


Endowment and Similar Funds (In Billions)



Research Universities

“The greatest system of higher learning in the world”



Protecting the Core

- Will likely continue to provide higher levels of financial aid.
- Salary freeze for employees earning above \$40,000 per year likely will end in June.
- As a general matter, we do not anticipate changes in benefit programs other than annual health care premium increases.
- Ralph Kuncel and Ron Paprocki will lead an effort to review how well our finances are harmonized with our strategic plans.



Brooks Landing Business Center



PRISM Project



Licensing and Commercialization of Research



Trustee Lou Lange
Board Committee on
Research and Innovation



Trustee Mark Ain
Technology Investment Fund



Task Force on Diversifying the New York State Economy through Industry-Higher Education Partnerships

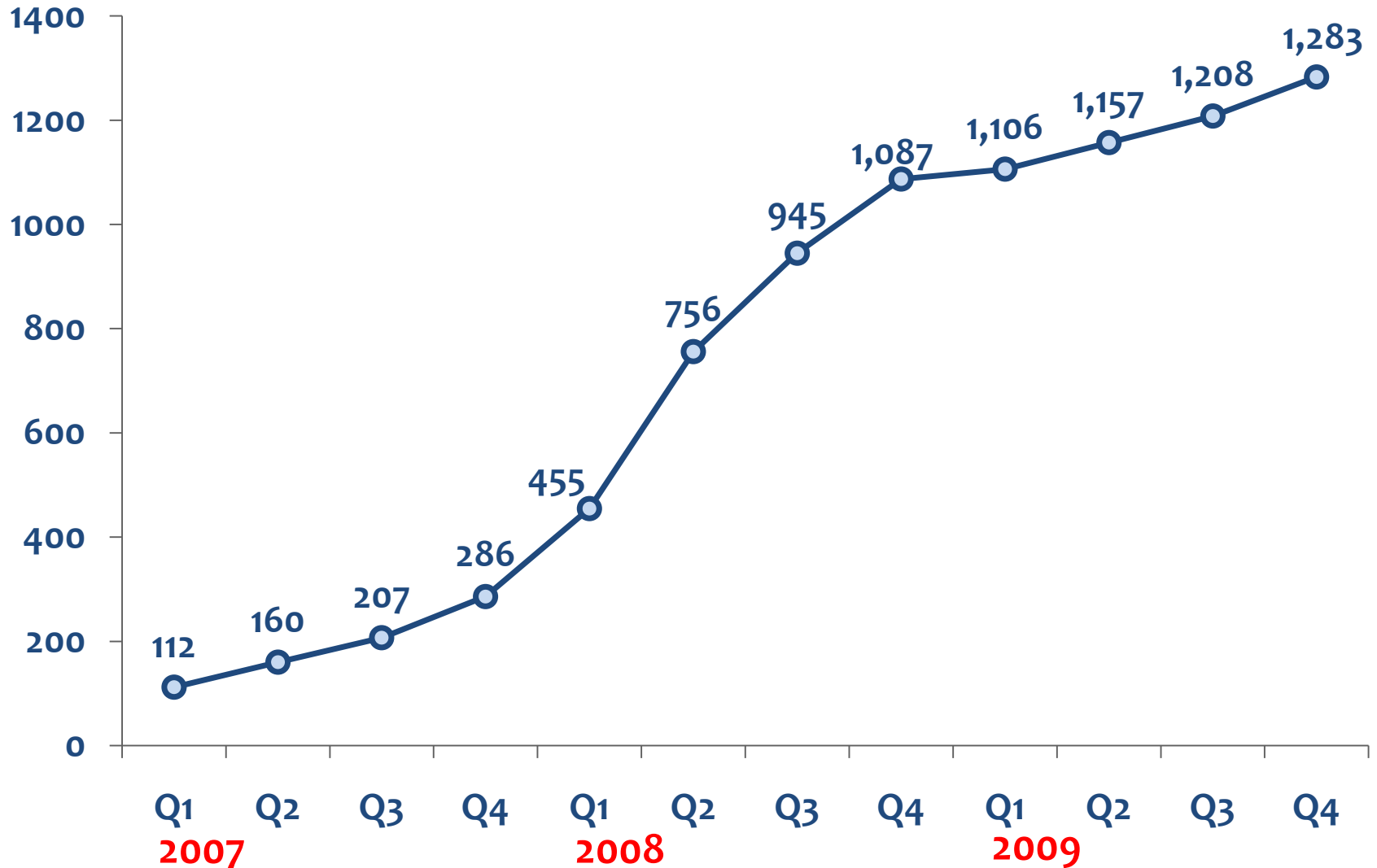
FINAL REPORT
SUBMITTED DECEMBER 14, 2009

David A. Paterson, Governor

David J. Skorton, Chair



George Eastman Circle Members



A UNIVERSITY OF THE HIGHEST ORDER

Founded as “an institution of the highest order” and guided by the motto *Meliora* or Ever Better, the University of Rochester will help solve the greatest challenges of the 21st century by:

- Accelerating our progress as an international leader in science, engineering, social sciences, basic and translational health, business and music.
- Empowering our students to fulfill their academic and professional passions at a University that values the whole student and is committed to being diverse, welcoming and inclusive for all students, faculty and staff.
- Creating innovative connections among education, humanities, music, the social sciences, science, engineering and medicine.
- Strengthening support for a dynamic faculty dedicated to teaching, research, clinical care, and the performing arts.
- Serving our community of alumni and friends through imaginative programs that enrich their lifelong relationship with the University and that expand our collective contributions to the world.
- Embracing our leadership position in Rochester and the nation by making our community a model for partnership among academic, civic, cultural, health care and business organizations.

